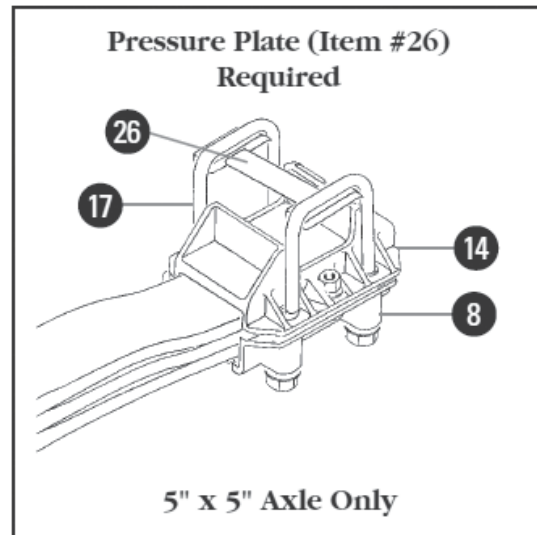
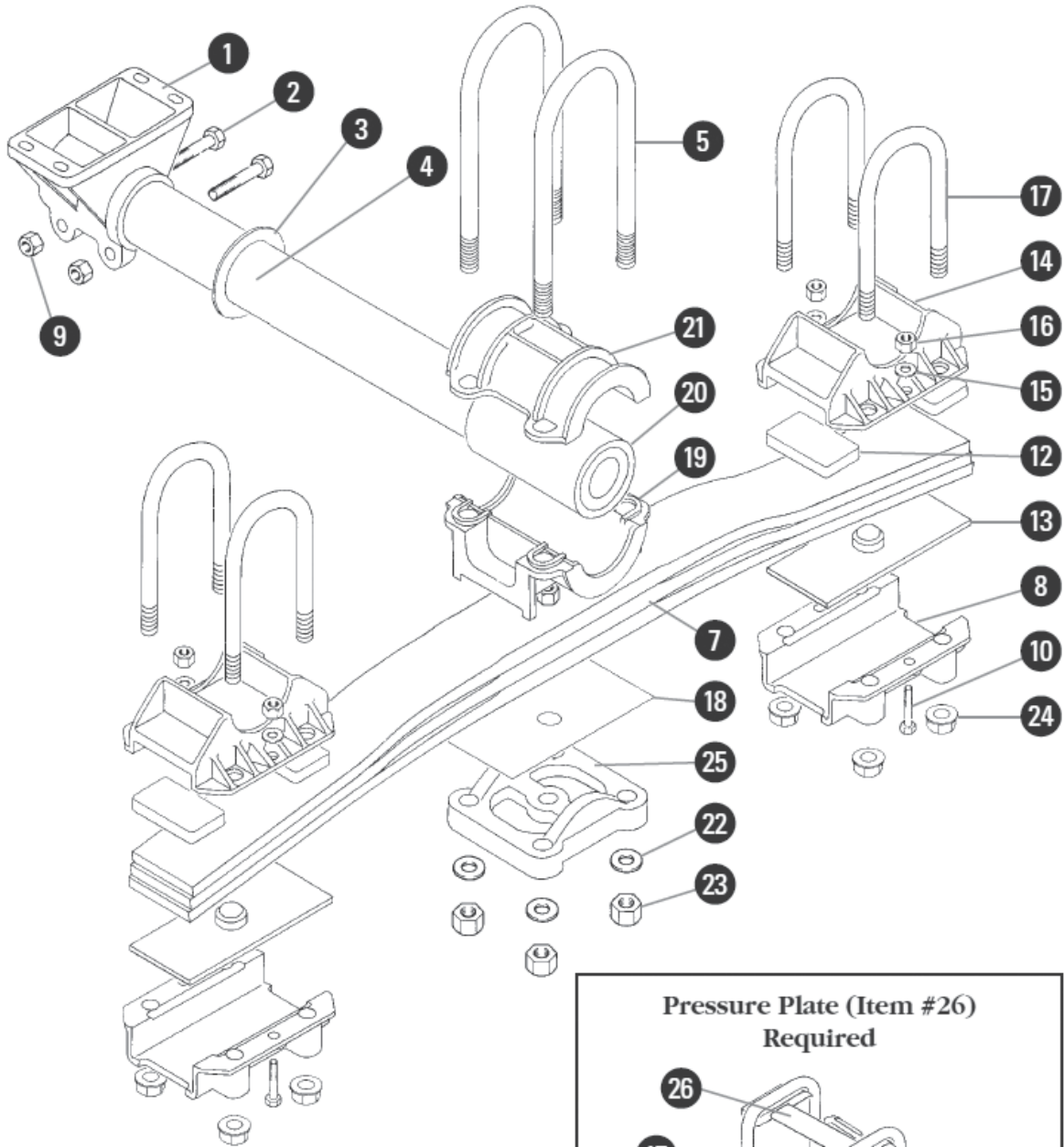


Hutch 900 Suspension

Underslung Trunnion — Underslung Axle



- 01
- 02
- 03
- 04
- 05
- 06
- 07
- 08
- 09
- 10
- 11
- 12
- 13
- 14
- 15
- 16
- 17
- 18
- 19
- 20
- 21
- 22
- 23
- 24
- 25
- 26
- |



Hutch 900 Suspension

01
02
03
04
05
06
07
08
09
10
11
12
13
14
15
16
17
18
19
20
21
22

Key	Description	Part Number	Overslung Trunnion		Underslung Trunnion	
			Overslung Axle	Underslung Axle	Overslung Axle	Underslung Axle
1	Trunnion Hanger	See Chart A	2	2	2	2
2	Hex Bolt 3/4 – 16 UNF x 4 1/2" GR5	HUT10376-00	4	4	4	4
3	Washer, 7GA x 4 1/32 ID x 5 3/4 OD	HUT895-00	2	2	2	2
4	Trunnion Tube	See Chart B	1	1	1	1
5	U-Bolt, Trunnion	See Chart C	4	4	4	4
6	Top Plate – Cast, Square U-Bolt	HUT9640-00	2	2	0	0
7	Spring	See Chart D	2	2	2	2
8	Spring End Cap	See Chart E	4	4	4	4
9	Hex Nut, Self Locking, 3/4 – 16 UNF "	HUT841-00	20	4	20	4
10	Hex Bolt, 5/8 – 18 UNF x 2" GR5	HUT9293-00	16	8	16	8
11	Washer, 1/8 x 13/16 ID x 1 1/2 OD "	HUT817-00	32	0	32	0
12	Rubber Pad – Plain	HUT814-00	8	8	8	8
13	Adjustment Plate	HUT10608-00	4	4	4	4
14	Spring Seat	See Chart F	4	4	4	4
15	Washer, 1/8 x 21/32 ID x 1 15/16 OD "	HUT10273-00	16	8	16	8
16	Hex Locknut, 5/8 – 18 UNF "	HUT11513-03	16	8	16	8
17	U-Bolt – Axle	See Chart G	8	8	8	8
18	Galvanized Liner – .040 x 4.75 x 10.00	HUT12919-01	2	2	2	2
19	Trunnion Hub – Upper Half	HUT891-00	2	2	2	2
20	Rubber Bushing – Trunnion Hub Free Oscillating Trunnion Bushing	HUT890-00 HUT23276-01	2 2	2 2	2 2	2 2
21	Trunnion Hub – Lower Half Trunnion Hub – Lower Half	HUT898-00 HUT892-00	2 -	2 -	- 2	- 2
22	Washer, 1/8 x 1 1/4 ID x 2 1/4 OD "	HUT837-00	8	8	8	8
23	Hex Nut, 1 1/8 – 12 UNF x 1 1/2 HI "	HUT836-00	8	8	8	8
24	Flange Locknut – 1-14 UNS, GRF	HUT10562-00	0	16	0	16
25	Spring Clamp Plate	HUT820-00	0	0	2	2
26	Pressure Plate, 5 x 5" Axle Only "	HUT10488-00	4	4	4	4

Chart A - Trunnion Hanger (Item #1)

Trunnion Hanger Height	2-1/2"	4-1/2"	6-1/2"	8-1/2"
Part Number	HUT850-01	HUT10476-03	HUT849-01	HUT897-01

Chart B – Trunnion Tube (Item #4)

Unit Weight Capacity (lbs.)	Spring Centers/Trunnion Hanger Centers				
	38"/22.12"	36"/20.12"	44"/28.12"	42"/26.12"	41"/25.12"
36,000 - 44,000	HUT893-01	HUT893-04	HUT893-07	HUT893-09	HUT893-11
50,000 & 60,000	HUT893-02	HUT893-05	HUT893-08	HUT893-10	HUT893-12



Hutch 900 Suspension

Chart C – Trunnion U-Bolt (Item #5)

Unit Weight/Spring Trunnion Configuration Capacity (lbs.)/Part No.	Trunnion Configuration			
	Overslung	Length	Underslung	Length
36,000/ HUT10054-00	HUT9639-01	12-5/16"	HUT835-02	13-3/4"
36,000 / HUT11151-00	HUT9639-01	12-5/16"	HUT835-02	13-3/4"
36,000 / HUT16258-01	HUT9639-10	11"	HUT835-01	12-3/8"
42,000 / HUT9997-00	HUT9639-02	13-1/8"	HUT835-03	14-5/8"
42,000 / HUT9998-00	HUT9639-02	13-1/8"	HUT835-03	14-5/8"
44,000 / HUT12258-01	HUT9639-01	12-5/16"	HUT835-02	13-3/4"
50,000 / HUT10055-00	HUT9639-03	13-15/16"	HUT835-04	15-3/8"
50,000 / HUT9999-00	HUT9639-03	13-15/16"	HUT835-04	15-3/8"
50,000 / HUT12258-01	HUT9639-01	12-5/16"	HUT835-02	13-3/4"
50,000 / HUT10000-00	HUT9639-04	14-11/16"	HUT835-06	16-1/8"
60,000 / HUT10001-00	HUT9639-05	15-1/2"	HUT835-05	17"

Chart E – Spring End Cap (Item #8)

Axle Size	Unit Weight Capacity (lbs.)	Axle Configuration	
		Overslung	Underslung
5" Rd. – 5" x 5" Sq.	36,000	HUT10049-00	HUT10050-02
	42 - 60,000	HUT9937-00	HUT9941-02
5 3/4" Rd. – 6" Rd.	36,000	HUT10049-00	-
	42 - 60,000	HUT9937-00	HUT9942-02

Chart F – Spring Seat (Item #14)

Axle Size	Axle Configuration	
	Overslung	Underslung
5" Rd.	HUT9934-02	HUT9938-00
5" x 5" Sq.	HUT9935-02	HUT9939-00
5 3/4" Rd.	HUT9936-03	HUT9940-00
6" Rd.	HUT9936-04	HUT9940-01

Chart G – Axle U-Bolt (Item #17)

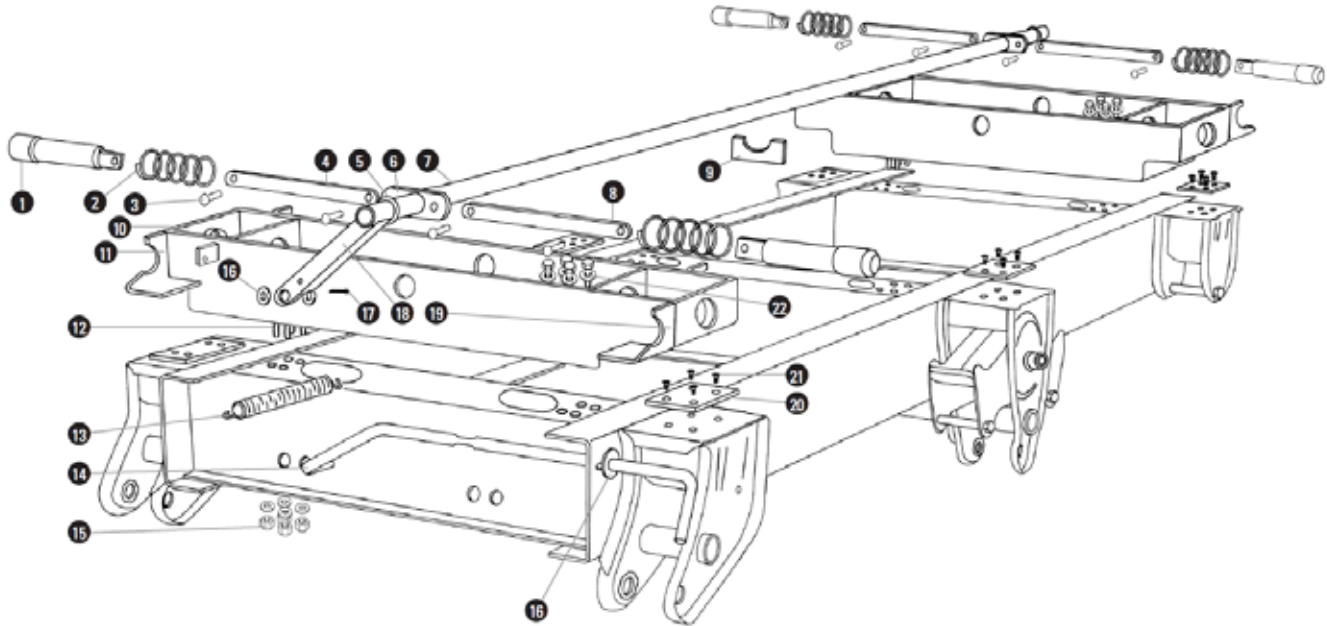
Axle Size	Unit Weight Capacity (lbs.)	Trunnion Configuration			
		Overslung	Length	Underslung	Length
5" Rd.	36,000	HUT9639-01	7"	HUT10064-01	9-3/4"
	42 - 60,000			HUT10064-02	10-1/2"
5" Rd.	36,000	HUT10060-01	7-1/5"	HUT10067-02	10-1/2"
	42 - 60,000			HUT10067-03	11-1/8"
5" x 5" Sq.	36,000 42 - 60,000	HUT10063-02	7-7/8"	HUT10065-01	11-1/2"
5 3/4" Rd.	36,000 42 - 60,000	HUT10061-01	8"	HUT10066-01	11-1/2"
6" Rd.	36,000 42 - 60,000	HUT10062-01	8"		



01
02
03
04
05
06
07
08
09
10
11
12
13
14
15
16
17
18
19
20
21
22
23
24
25
26
|

Hutch H-9000 Subframe W/ Hangers

01
02
03
04
05
06
07
08
09



10

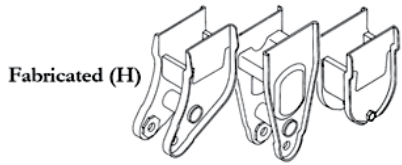
11
12
13
14
15
16
17
18
19
20
21
22
23
24
25
26

Key	Description	Part Number	Qty
1	Forged Lock Pin	HUT16006-01	4
2	Compression Spring – Lock Pin, PL	HUT12779-01	4
3	Pan Head Rivet	HUT12780-01	8
4	Link	HUT11412-25	2
5	Washer – Flat, 3/16" Thick x 1 3/8 ID x 2 1/4 OD	HUT9224-00	2
6	Cam – Puller Kit	HUT8028-00	2
7	Pipe – 1" STD x 99" LG	HUT8010-16	1
8	Link – 13.38" OAL	HUT11412-20	2
9	Pipe Guide, 7 GA x 3.37" x 4.00"	HUT11202-00	1
10	Pin Cage Assembly	See Chart B	2
11	Stop Angle – RH	HUT12986-02	2
12	Hex Bolt – 5/8" - 18 UNF 2A x 1 3/4", GR8	HUT11512-05	16
13	Spring – Helix, 12 GA x 1 PD x 8 5/8"	HUT8018-01	1
14	Pull Handle - 28" LG	HUT8518-03	1
15	Hex Lock Nut – 5/8" - 18 UNF, 28, Grade C	HUT11513-03	16
16	Plain Washer – 5/8"	HUT8054-00	3
17	Cotter Pin – 1/8" - 1 1/4" Steel	HUT551-00	1
18	Crank – Puller Kit	HUT8026-00	1
19	Stop Angle – LH	HUT12986-01	2
20	Slider Pad – 1/4" x 4" x 5 1/2", UHMW	HUT12818-01	6
21	Th'd Form Screw – 5/16" – 18 x 3/4"CSHD	HUT9627-00	24
22	Washer – 1/8" x 21/32 ID x 1 5/16 OD	HUT10273-00	32

Chart B - Pin Cage Assembly - 36" Spring Centers		
Pin Cage Only	Pin Cage with Lock Pin Components	Length
HUT16238-01 (Inside Doubler)	HUT24476-01 (Inside Doubler)	35.31"
HUT16244-01 (Outside Doubler)	HUT24495-01 (Outside Doubler)	35.69"



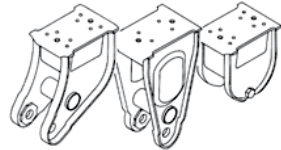
Hangers, Hutch



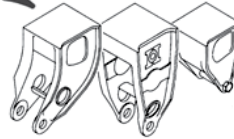
Straddle Mount (Str/mt)
Straddle Mount Hangers are for use with box type frames. Each hanger straddles the frame and is welded to both sides of the frame. This is our strongest hanger mounting.



Under Mount (Un/mt)
Under Mount hangers are welded flush to the bottom of the frame. For an added weight savings in I-beam applications special fabricated front and rear hangers without top plates are available.



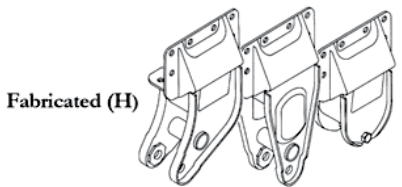
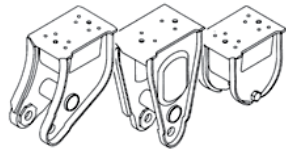
Fabricated (H)



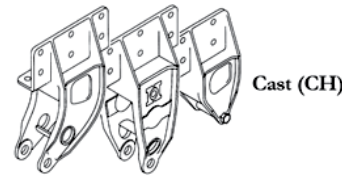
Cast (CH)

Under Mount Weld-on (Un/mt/wo) and Side Mount Weld-on (Si/mt/wo)
These versatile Weld-on hangers can be used for either under mount or side mount applications.


Side Mount (Si/mt)
Side Mount Hangers are welded to the side of the frame. They are useful on flatbed sliders and "maximum cube" vans.



Flange Mount (Fl/mt)
Flange Mount hangers are available with or without bolt holes. Hangers may be bolted (Fl/mt/bo) or welded (Fl/mt/wo) to the frame, or a combination of bolting and welding may be used.



Cast (CH)



Key	Mounting	Cast	Descrip	CH7600	CH7700	CH9600	CH9700	Widespread
1	Flange Mount - Bolt On	HUT702-11	LH					
		HUT702-12	RH					
		HUT7655-07	LH					
	Flange Mount - Weld On	HUT7655-08	RH					
		HUT7655-11	LH					
		HUT7655-12	RH					
	Side Mount / Under Mount	HUT702-09	LH					
		HUT702-10	RH					
		HUT7655-05	LH					
	Side Mount / Under Mount	HUT7655-06	RH					
HUT7655-09		LH						
HUT7655-10		RH						
Side Mount / Under Mount	HUT16291-01	LH						
	HUT16291-02	RH						
	HUT16291-03	LH						
Side Mount / Under Mount	HUT16291-04	RH						
	HUT7655-03	LH						
	HUT7655-04	RH						
Straddle Mount	HUT702-01	-						
	HUT7655-00	-						

01
02
03
04
05
06
07
08
09
10
11
12
13
14
15
16
17
18
19
20
21
22
23
24
25
26
|



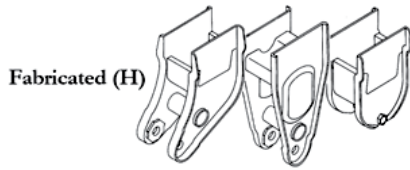
Hangers, Hutch

01
02
03
04
05
06
07
08
09
10
11
12
13
14
15
16
17
18
19
20
21
22
23
24
25
26

Key	Mounting	Cast	Descrip	CH7600	CH7700	CH9600	CH9700	Widespread		
2	Flange Mount	Bolt On	HUT16183-03	LH					•	
			HUT16183-04	RH						
			HUT16199-03	-				•		
			HUT16202-03	-			•			
			HUT16641-03	-					•	
		HUT703-06	-		•					
		HUT7656-07	-	•						
		Weld On	HUT16183-05	LH						•
			HUT16183-06	RH						
			HUT16199-05	-				•		
	HUT16202-05		-			•				
	HUT703-05		-		•					
	HUT7656-06	-	•							
	Side Mount / Under Mount	HUT16181-01	-						•	
		HUT16194-03	-						•	
		HUT16201-03	-				•			
		HUT16542-03	121"						•	
		HUT16543-03	97/109"						•	
		HUT7656-04	-	•						
	Straddle Mount	HUT16180-01	-						•	
HUT16193-01		-						•		
HUT16196-01		-				•				
HUT16200-03		-			•					
HUT7656-01		-	•							
Under Mount	HUT16640-03	-						•		
3	Flange Mount	Bolt On	HUT712-11	LH	•	•	•	•	•	
			HUT712-12	RH						
	Weld On	HUT712-09	LH	•	•	•	•	•	•	
		HUT712-10	RH							
	Side Mount / Under Mount	HUT16293-01	LH						•	
HUT16293-02	RH									
Under Mount	HUT712-01	-		•	•	•	•	•		
4	Straddle Mount	HUT7708-09	-						•	
	Under Mount	HUT7708-11	-						•	



Hangers, Hutch



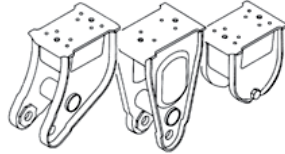
Fabricated (H)

Straddle Mount (Str/mt)
Straddle Mount Hangers are for use with box type frames. Each hanger straddles the frame and is welded to both sides of the frame. This is our strongest hanger mounting.

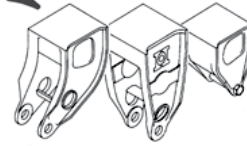


Cast (CH)

Under Mount (Un/mt)
Under Mount hangers are welded flush to the bottom of the frame. For an added weight savings in I-beam applications special fabricated front and rear hangers without top plates are available.

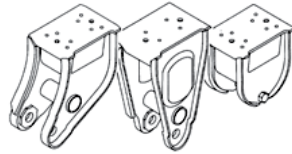


Fabricated (H)

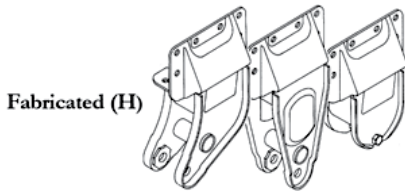


Under Mount Weld-on (Un/mt/wo) and Side Mount Weld-on (Si/mt/wo)
These versatile Weld-on hangers can be used for either under mount or side mount applications.

Side Mount (Si/mt)
Side Mount Hangers are welded to the side of the frame. They are useful on flatbed sliders and "maximum cube" vans.

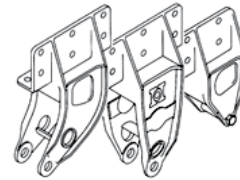


Cast (CH)




Fabricated (H)

Flange Mount (Fl/mt)
Flange Mount hangers are available with or without bolt holes. Hangers may be bolted (Fl/mt/bo) or welded (Fl/mt/wo) to the frame, or a combination of bolting and welding may be used.



Cast (CH)



Key	Mounting	Fabricated	Descrip	CH7600	CH7700	CH9600	CH9700	Widespread
1	FlangeMount-BoltOn	HUT7601-07	LH	•		•		
		HUT7601-08	RH					
		HUT7701-07	LH		•		•	•
		HUT7701-08	RH					
	Flange Mount - Weld On	HUT7601-03	LH	•		•		
		HUT7601-04	RH					
		HUT7701-05	LH		•		•	•
		HUT7701-06	RH					
	Side Mount / Under Mount	HUT7601-05	LH	•		•		
		HUT7601-06	RH					
		HUT7701-03	LH		•		•	•
		HUT7701-04	RH					
Straddle Mount	HUT7601-01	-	•		•			
	HUT7701-01	-		•		•	•	
Under Mount	HUT16481-01	Topless					•	•
	HUT16482-02	Topless				•		
	HUT7601-02	-	•			•		
	HUT7701-02	-		•			•	•

01
02
03
04
05
06
07
08
09
10
11
12
13
14
15
16
17
18
19
20
21
22
23
24
25
26
|



Hangers, Hutch

01
02
03
04
05
06
07
08
09
10
11
12
13
14
15
16
17
18
19
20
21
22
23
24
25
26
I

Key	Mounting	Fabricated	Descrip	CH7600	CH7700	CH9600	CH9700	Widespread	
2	Flange Mount	Bolt On	HUT16178-01				•		
			HUT16192-01			•			
			HUT7602-05		•				
			HUT7702-05			•			
		Weld On	HUT16179-01					•	
			HUT16191-01				•		
			HUT7602-03		•				
			HUT7702-04				•		
	Side Mount	HUT16175-01					•		
		HUT16190-01					•		
		HUT7602-04		•					
		HUT7702-03				•			
	Straddle Mount	HUT16169-01					•		
		HUT16184-01	109/121"				•	•	
		HUT16187-01					•		
		HUT7602-01		•					
		HUT7702-01				•			
		HUT7707-03		•				•	
Under Mount	HUT7707-09		•				•		
	HUT16171-01					•			
	HUT16185-01	109/121"				•	•		
	HUT16188-01					•			
	HUT7602-02		•						
	HUT7702-02				•				
3	Flange Mount	Bolt On	HUT7703-07	LH	•	•	•	•	
			HUT7703-08	RH	•	•	•	•	
	Weld On	HUT7703-05	LH	•	•	•	•	•	
		HUT7703-06	RH	•	•	•	•	•	
	Side Mount	HUT20733-01	LH	•	•	•	•	•	
		HUT20734-01	RH	•	•	•	•	•	
Under Mount	HUT16483-01	Topless			•	•	•		
	HUT20732-01	-	•	•	•	•	•		
4	Side Mount	HUT7625-09	-					•	
	Straddle Mount	HUT7625-07	-					•	
		HUT7707-13	-					•	
	Under Mount	HUT7625-08	-					•	
HUT7707-14		-					•		



Equalizers, Hutch

	9700 One Bolt	7700 Two Bolt	Length"	Hole Center"	Axle Center"
	HUT16158-01 SIRSH1048	HUT750-03 SIRSH1048 SUSEQ013	16.50	11.75	49
Fabricated					

01
02
03
04
05
06

	9700 One Bolt	7700 Two Bolt	Length"	Hole Center"	Axle Center"
	HUT16159-01	HUT7750-02	17.38	14.50	44
	Cast				
	HUT16159-03	HUT10283-02	17.38	14.88	44
Cast					

07
08
09
10
11
12

	9700 One Bolt	7700 Two Bolt	Length"	Hole Center"	Axle Center"
	HUT16168-02	HUT9239-02	27.00	24.00	60/61
Fabricated					

13
14
15
16
17

	9700 One Bolt	7700 Two Bolt	Length"	Hole Center"	Axle Center"
	HUT17784-01	HUT19137-01	16.50	11.75	49
Cast					

18
19
20
21
22
23

24
25
26
|




Suspension Components, Hutch

01
02
03
04
05
06
07
08
09
10
11
12
13
14
15
16
17
18
19
20
21
22
23
24
25
26
I

Equalizer Bushing for H-9600 / CH-9600 / H-9700 / CH-9700


Automann	TRB 5542
BWP	M-3483
Dayton	321-221
Euclid	E-7621
Flagg	H227/I
Meritor	R307621/R30866
Sirco	SH1049

HUT18723-01 Rubber OD: 3-1/4" Length: 3-7/8"

Equalizer Bolt Kit for H-9600 / CH-9600 / H-9700 / CH-9700


HUT37-03	(4) Hex Lock Nut, .625"-18 UNF GR8	Automann	TRK 5544A
HUT756-00	(2) Spacer Sleeve .75 OD x 18ga X 3.25"	Dayton	334-937
HUT759-00	(2) Rebound Hex Bolt .625" UNF x 4.5" GR2	Euclid	E-9475
HUT837-00	(2) Washer 1.125"	Flagg	H226
HUT11154-00	(1) Hex Locknut, 1-1/8-7 UNC GR5	Meritor	R309475
HUT16150-01	(1) Hex Bolt, 1.25" x 7" x 6.62" GR5	Sirco	SH1061

HUT16353-01
Hex Lock Nut


Automann	PNF 106
BWP	M-1455
Dayton	SLN-104
Euclid	E-2002
Flagg	LN104
Meritor	R302002
Sirco	SH1010

HUT37-03 Thread: 5/8"-18 Hex: 15/16" Height: 17/32"

Spacer Sleeve


Automann	MH 558
Dayton	334-361
Euclid	E-3416
Flagg	H156
Meritor	R303416
Sirco	SH1046

HUT756-00 OD: 7/8" ID: 21/32" Length: 3-7/32"

Rebound Hex Bolt


Automann	F 580412 GR5
Euclid	E-3415
Flagg	B1324-43*
Meritor	R303415
Sirco	SH1045
*Coarse Thread	

HUT759-00 Thread: 5/8"-18 Length: 4-1/2"

Equalizer Bolt Washer


Euclid	E-2548
Flagg	H256
Meritor	R302548
Sirco	SH1062

HUT837-00 OD: 2" ID: 1-1/4" Thickness: 1/8"

Hex Locknut


Automann	LNC 107A
BWP	M-2126
Dayton	334-375
Euclid	E-4358
Flagg	LNC107A
Meritor	R3404358
Sirco	SH1055

HUT11154-00 Thread: 1-1/8"-7 Hex: 1-11/16" Height: 15/16"

Equalizer Bolt


Automann	C 118700 GR8
BWP	M-3484
Dayton	334-739
Euclid	E-7533
Flagg	H221
Meritor	R307533
Sirco	SH1054

HUT16150-01 Thread: 1-1/8"-7 Length: 6-7/8"


Suspension Components, Hutch


Equalizer Bushing for H-7600 / CH-7600 / H-7700 / CH-7700 / CH-7800



- Automann TRB 5541
- BWP M-1452
- Dayton 321-176
- Euclid E-199A / E-7452
- Flagg H102
- Meritor R301999A/R307452
- Sirco SH1008

HUT7010-00 Rubber OD: 3-1/4" Length: 3-7/8"

Equalizer Bolt Kit for H-7600 / H-7700 /H-2200



- | | | |
|------------|---|-----------------|
| HUT37-03 | (4) Hex Lock Nut, .625"-18 UNF GR8 | Automann MH 680 |
| HUT729-00 | (1) Double Washer-Lock Tab, 5/8" | BWP M-2975 |
| HUT756-00 | (2) Spacer Sleeve .75 OD x 18ga X 3.25" | Dayton 334-639 |
| HUT759-00 | (2) Rebound Hex Bolt .625" UNF x 4.5" GR2 | Euclid E-3414 |
| HUT7016-01 | (2) Step Bolt 5/8"-18 x .75" x 6" | Flagg H217 |
| | | Meritor R303414 |
| | | Sirco SH1044 |

HUT10287-01

Hex Lock Nut



- Automann PNF 106
- BWP M-1455
- Dayton SLN-104
- Euclid E-2002
- Flagg LN104
- Meritor R302002
- Sirco SH1010

HUT37-03 Thread: 5/8"-18 Hex: 15/16" Height: 17/32"

Double Washer-Lock Tab



- Automann MH 456
- BWP M-1454
- Dayton 334-360
- Euclid E-2001
- Flagg H105
- Meritor 729-00
- Sirco SH1010

HUT729-00 Thread: 1"-14 Length: 5"

Spacer Sleeve



- Automann MH 558
- Dayton 334-361
- Euclid E-3416
- Flagg H156
- Meritor R303416
- Sirco SH1046

HUT756-00 OD: 7/8" ID: 21/32" Length: 3-7/32"

Rebound Hex Bolt



- Automann F 580412 GR5
 - Euclid E-3415
 - Flagg B1324-43*
 - Meritor R303415
 - Sirco SH1045
- *Coarse Thread

HUT759-00 Thread: 5/8"-18 Length: 4-1/2"

Equalizer Step Bolt



- Automann TRS 4413
- BWP M-1453
- Dayton 334-366
- Euclid E-200
- Flagg H110
- Meritor R302000
- Sirco SH1009

HUT7016-01 Diameter: 3/4" Length: 6" Thread: 5/8"-18

Step Bolt







- Automann
- BWP
- Dayton
- Euclid
- Flagg
- Meritor
- Sirco

HUT12709-01 Diameter: 1-1/4" Length: 6" Thread: 7/8"






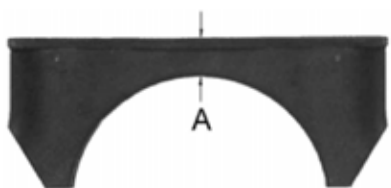

01
02
03
04
05
06
07
08
09
10
11
12
13
14
15
16
17
18
19
20
21
22
23
24
25
26
|



Torque Arms, Hutch

01	9700/7700 Fixed Torque Arm w/o Bushings	HUT715-00 SUSTR005	
02			
03	19.14	Bushing HUT722-00	
04	97600 Fixed Torque Arm w/o Bushings	HUT11953-01	
05			
06	19.25	Bushing HUT7620-00	
07	7600 Adjustable Torque Arm w/o Bushings	HUT16167-04 19.5" HUT16167-06 21"	
08		Bushing HUT7620-00	
09	9700/7700 Adjustable Torque Arm w/o Bushings	HUT16397-03 16.00" HUT16398-01 14.00" HUT16398-02 16.00" HUT16398-03 16.62" HUT16398-04 19.25" SUSTR004 19.25" HUT16398-05 16.00"	HUT16398-06 21.05" HUT16398-08 23.05" HUT16398-09 25.00" HUT16398-12 29.25" HUT16398-13 30.75" HUT16398-17 17.00"
10			
11	LENGTH		
12	Bushing HUT722-00		

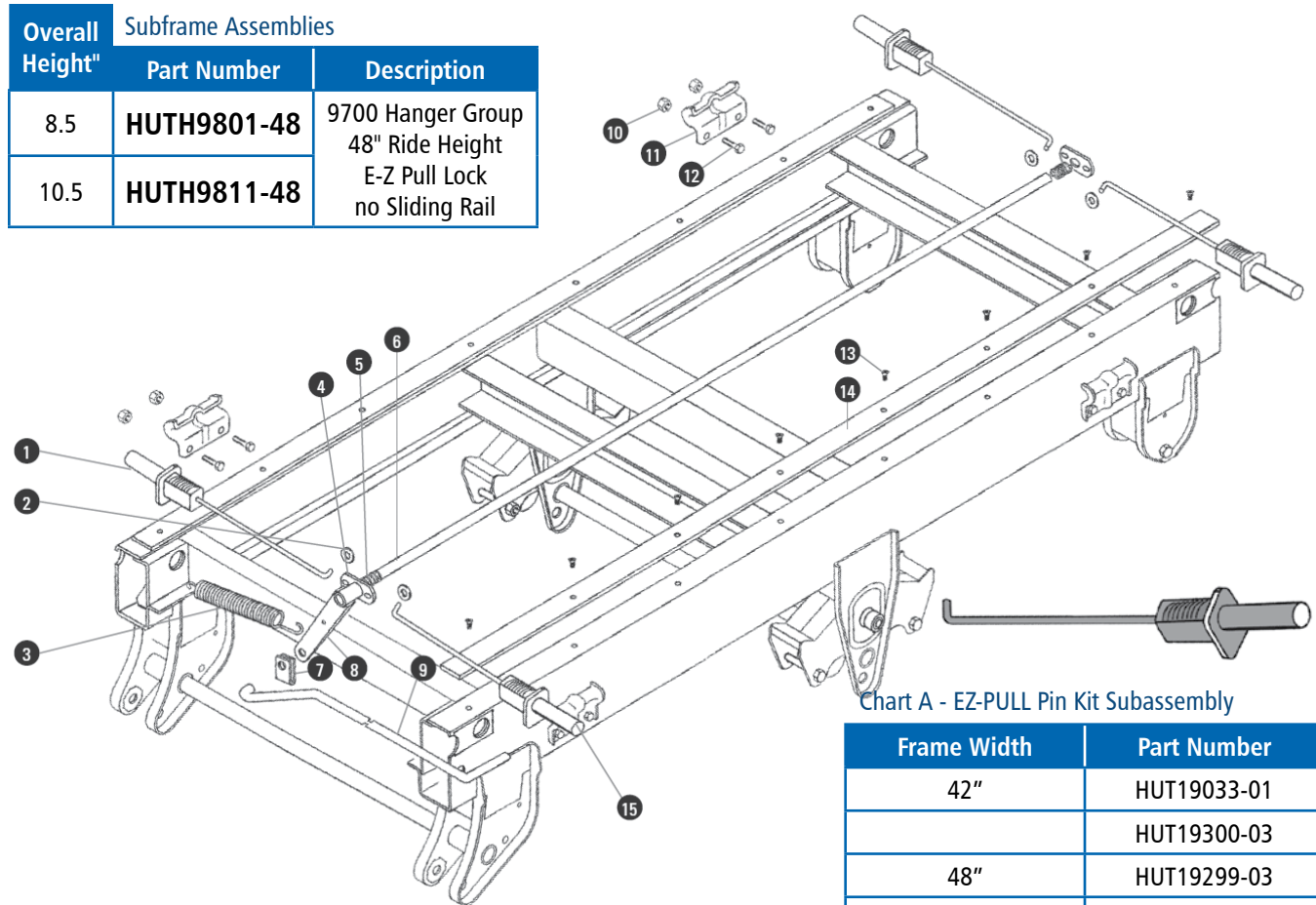
Suspension Components, Hutch

15	Wear Plate	Axle	Spacer Plate
16			
17			
18			
19	HUT755-03	HUT7028-00	HUT7030-00 .25": x 3" x 7-9/16" Steel
20	Top Plate	Washer Bushing	Spring Seat
21			
22			
23			
24	HUT16868-01 Roll formed	HUT7717-01	HUT301-01 HUT19364-04
25	5" Round Spring Seat		HUT19360-01 0.75 HUT19360-05 2.75
26			HUT19360-02 1.25 HUT19360-06 3.25
	Height		HUT19360-03 1.75 HUT19360-07 3.75
			HUT19360-04 2.25 HUT19360-09 4.75



Hutch H-980I/98II Sliders

Overall Height"	Subframe Assemblies	
	Part Number	Description
8.5	HUTH9801-48	9700 Hanger Group 48" Ride Height
10.5	HUTH9811-48	E-Z Pull Lock no Sliding Rail



- 01
- 02
- 03
- 04
- 05
- 06
- 07
- 08
- 09
- 10**
- 11
- 12
- 13
- 14
- 15
- 16
- 17
- 18
- 19
- 20
- 21
- 22
- 23
- 24
- 25
- 26
- |

Chart A - EZ-PULL Pin Kit Subassembly

Frame Width	Part Number
42"	HUT19033-01
	HUT19300-03
48"	HUT19299-03
48"	HUT16297-01
Repair Kit	HUT23486-01

Key	Description	Part Number	Qty
1	EZ-PULL Pin Kit Subassembly	See Chart A	2
2	Washer - 3/8", Type A	HUT177-00	4
3	Spring – Helax, 12 GA x 1 PD x 10 1/8"	HUT8018-02	1
4	Cam - Puller Kit	HUT8028-00	2
5	Compression Spring	HUT18064-01	2
6	Pipe – 1" STD x 95"	HUT8010-14	1
7	Handle Clip	HUT11409-011	1
8	Crank	HUT19224-01	1
9	Pull Handle – 34.57" LG	HUT19468-01	1
10	Hex Lock Nut – 1/2" - 20 UNF - 2B, GRB	HUT33-01	8
11	Hold Down Clip	HUT20289-01	4
12	Hex Bolt – 1/2" - 20 UNF x 1 1/4" LG, GR5	HUT8040-00	8
13	Thread Form Screw – 5/16" - 18 x 3/4", CSHD	HUT9627-00	16
14	Slider Pad - UHMW, 1/4" x 2" x 96"	HUT11421-01	2
15	EZ-PULL Pin Kit Subassembly	HUT19033-03	2

Chart B – Bod y Rail Assemblies



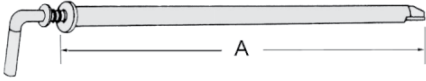


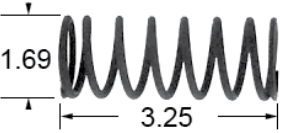




Length	Thick	Part Number
192"		HUT12713-09
240"	.232"	HUT12713-17
216"	.275"	HUT16816-19

Chart C – Locator Bar Assemblies

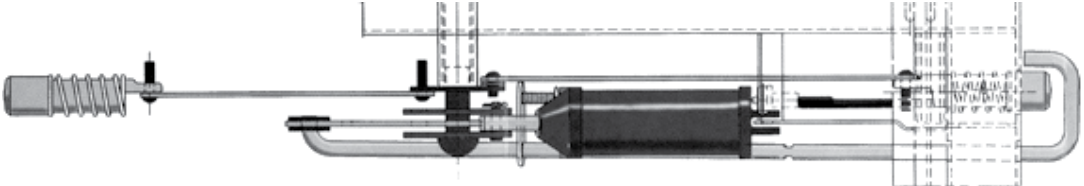
Frame Width	Part Number
42"	HUT11642-09
48"	HUT11642-10



Subframe Components, Hutch

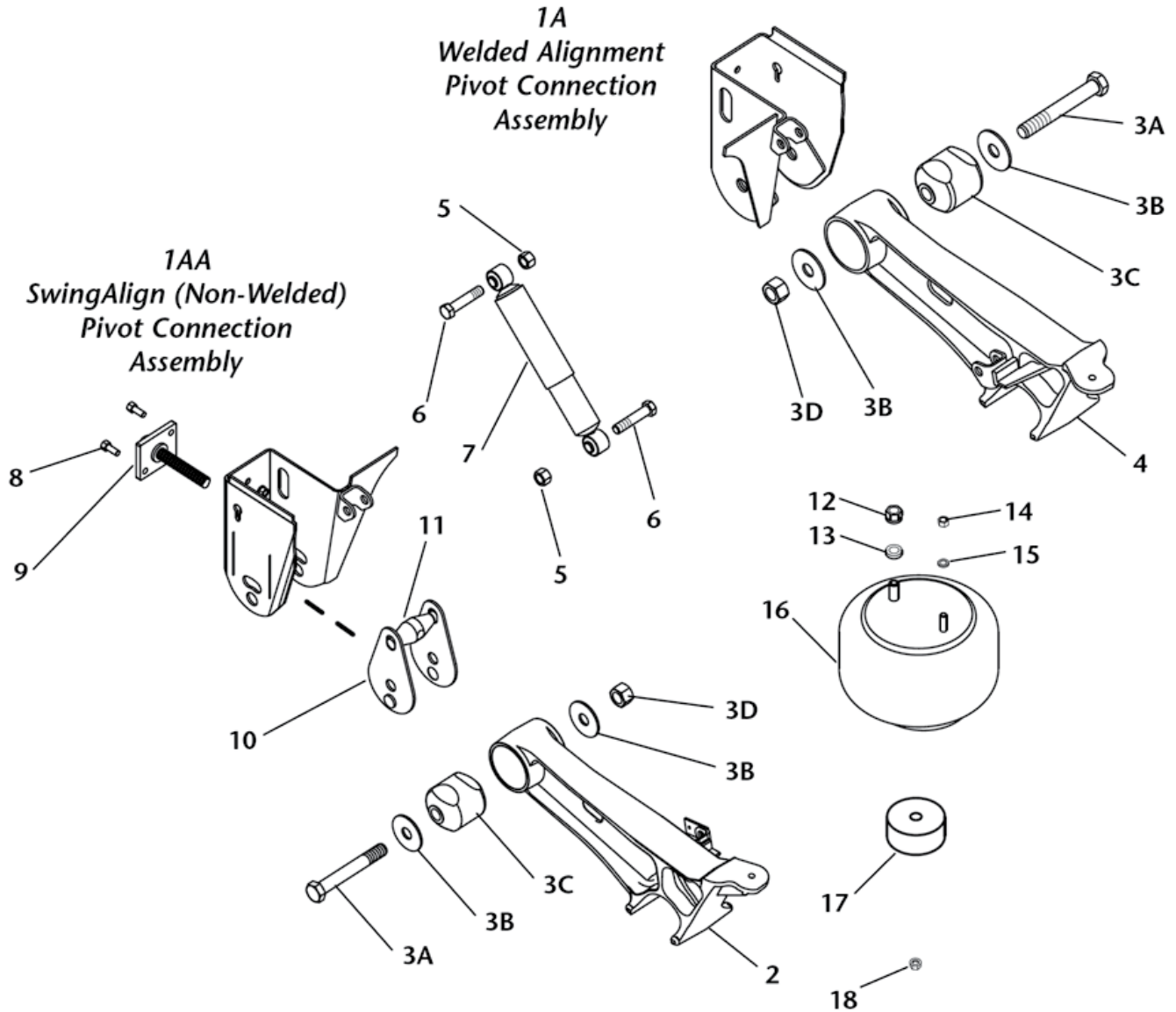
<p>01 Pull Handle</p>  <p>02 03 04 HUT11411-00 29.25" / 17.07" Crimp HUT12781-01 32.75" / 20.62" Crimp</p>	<p>Link</p>  <p>17.62</p> <p>05 HUT11412-16 17.62"</p>	<p>Stop Bars, Removable</p>  <p>A</p> <p>06 HUT11642-08 A = 50.8" HUT11642-10 A = 48"</p>
<p>06 Hold Down Clips</p>  <p>4.00 6.00 HUT12716-01</p> <p>2.25 6.00 HUT12716-01</p> <p>07 08 09 10 11 12 13 HUT12715-01 HUT20289-01</p>	<p>Lock Pins, Forged</p>  <p>HUT12716-01</p> <p>HUT16006-01</p> <p>HUT18426-01</p> <p>14 HUT12716-01 for H8200 subframe HUT16006-01 for H8800 subframe HUT18426-01 for H9800 subframe</p>	<p>Compression Spring for Lock Pin</p>  <p>1.69 3.25 HUT12779-01</p> <p>15 Slider Pad</p>  <p>16 HUT12818-01 4." x 5.5"</p>
<p>15 Handle Retention Spring</p>  <p>16 HUT8018-01 8.63" for 8500 HUT8018-02 10.13" for 9700</p>	<p>Slotted Spring Pin</p>  <p>HUT8050-00</p>	<p>Lock Pin</p>  <p>17 HUT9611-01 1.63" X 7.00" HUT8520-00 1.63" X 8.75"</p>

P3 Pneumatic Pin Puller, Hutch

<p>21</p>  <p>22 23 24 25 HUT17690-01 Retrofit P3 Pneumatic Pin Puller w/ PPV HUT17708-01 P3 Air Valve Assembly, Pin Release 26 HUT19515-03 Air Cylinder Assembly</p>
--

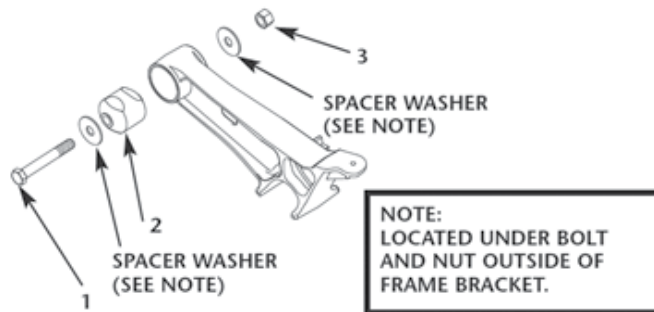


SAF-Holland RL-230 Suspension



01
02
03
04
05
06
07
08
09
10
11
12
13
14
15
16
17
18
19
20
21
22
23
24
25
26
|

Pivot Connection Replacement Kit SRK530



Key	Description	Part Number	Qty
1	Rod Bolt 11/8" - 7 x 8"	HOL932-01-070	2
2	Rubber Bushing	HOL900-08-247	2
3	Lock Nut 11/8" - 7	HOL934-00-506	2
4	Washer	HOL936-00-553	4

HOL481-00-394



SAF-Holland-230 Suspension

01
02
03
04
05
06
07
08
09
10
11
12
13
14
15
16
17
18
19
20
21
22
23
24
25
26
I

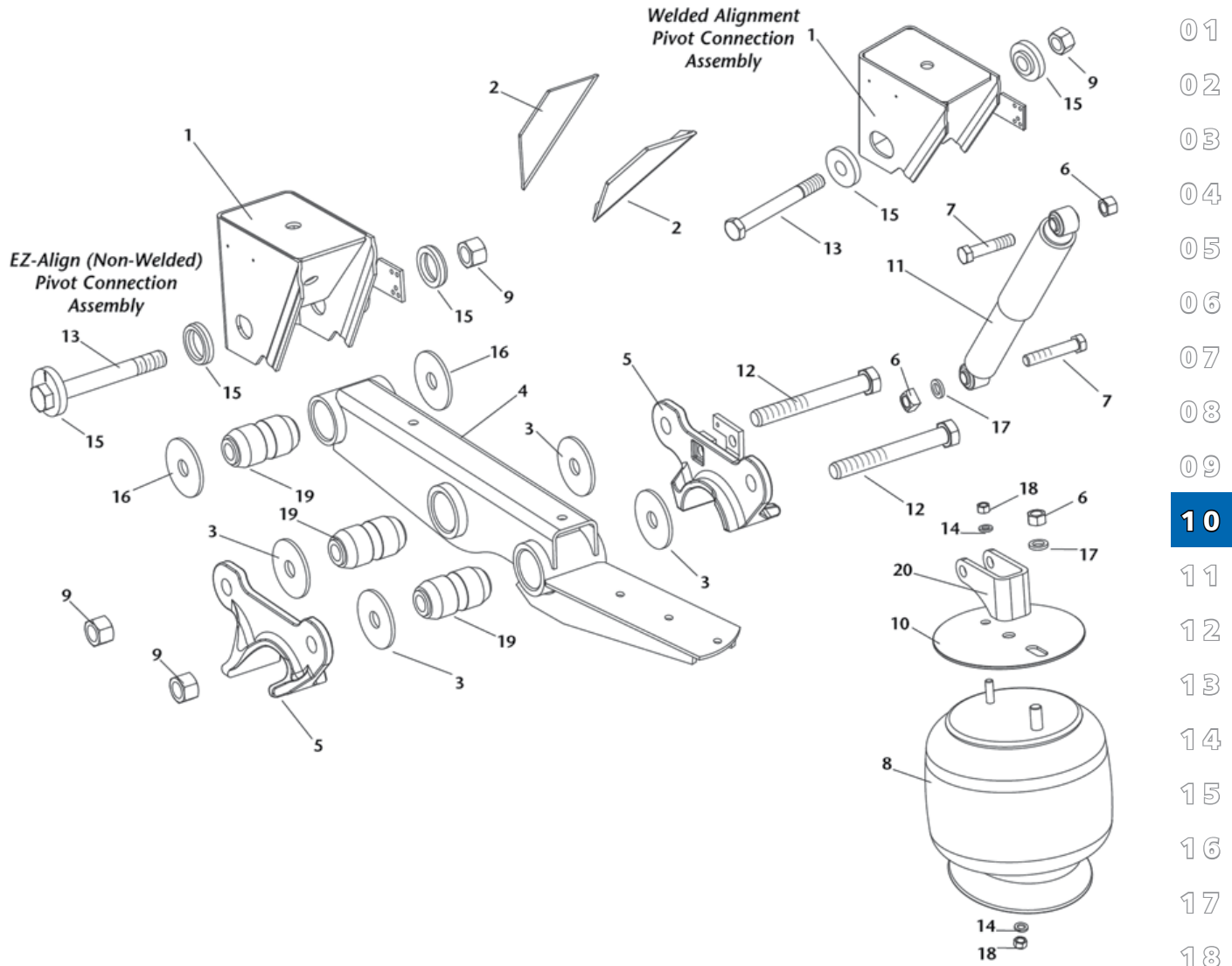
Key	Description	RL-230-12-3	RL-230-14-3	RL-230-15-3	RL-230-16-3	RL-230-17-3	Qty
6	3/4"-10 Hex Nut (top of air spring)	HOL934-00-149	HOL934-00-149	HOL934-00-149	HOL934-00-149	HOL934-00-149	2
	3/4"-10 Hex Nut (upper shock lock nut)	HOL934-00-492	HOL934-00-492	HOL934-00-492	HOL934-00-492	HOL934-00-492	2
	3/4"-10 Square Nut (for lower shock bolt)	HOL934-00-367	HOL934-00-492	HOL934-00-492	HOL934-00-492	HOL934-00-492	2
7	3/4"-10 x 3-1/2" Bolt	HOL930-03-597	HOL930-03-597	HOL930-03-597	HOL930-03-597	HOL930-03-597	2
	3/4"-10 x 4" Bolt (lower shock bolt)	HOL930-03-609	HOL930-03-609	HOL930-03-609	HOL930-03-609	HOL930-03-609	2
8	Air Spring	HOL905-57-223	HOL905-57-117	HOL905-57-118	HOL905-57-118	HOL905-57-119	2
9	1-1/8" Lock Nut	HOL934-00-506	HOL934-00-506	HOL934-00-506	HOL934-00-506	HOL934-00-506	6
10	Air Spring Mounting Plate (ASMP)	HOL900-33-785	HOL900-33-785	HOL900-33-785	HOL900-33-785	HOL900-33-785	2
	Upper ASMP & Shock Bracket (RS)	-	HOL905-31-320	HOL905-31-320	HOL905-31-320	-	1
	Upper ASMP & Shock Bracket (CS)	-	HOL905-31-321	HOL905-31-321	HOL905-31-321	-	1
11	Shock Absorber	HOL900-45-381	HOL900-44-642	HOL900-44-642	HOL900-44-089	HOL900-44-089	2
12	1-1/8" Bolt	HOL932-01-051	HOL932-01-051	HOL932-01-051	HOL932-01-051	HOL932-01-051	4
13	1-1/8" Pivot Bolt (Welded Alignment)	HOL932-01-055	HOL932-01-069	HOL932-01-069	HOL932-01-069	HOL932-01-069	1
	1-1/8" Pivot Bolt (EZ-Align)	HOL905-08-019	HOL905-08-019	HOL905-08-019	HOL905-08-019	HOL905-08-019	1*
14	1/2" Lock Washer	HOL936-00-072	HOL936-00-072	HOL936-00-072	HOL936-00-072	HOL936-00-072	4
15	Alignment Block (Welded Alignment)	HOL900-08-147	HOL900-08-198	HOL900-08-198	HOL900-08-198	HOL900-08-198	2
	Alignment Block (EZ-Align)	HOL900-08-238	HOL900-08-238	HOL900-08-238	HOL900-08-238	HOL900-08-238	1*
16	Pivot Washer 1.14" dia	HOL900-36-177	HOL900-36-177	HOL900-36-177	HOL900-36-177	HOL900-36-177	4
17	3/4" Lock Washer	HOL936-00-077	HOL936-00-077	HOL936-00-077	HOL936-00-077	HOL936-00-077	4
18	1/2"-13 Nut	HOL934-00-136	HOL934-00-136	HOL934-00-136	HOL934-00-136	HOL934-00-136	4
19 **	Pivot and Axle Bushing	HOL900-08-149	HOL900-08-149	HOL900-08-149	HOL900-08-149	HOL900-08-149	6
20	Upper Shock Bracket	HOL900-18-445	HOL900-18-445	HOL900-18-445	HOL900-18-445	HOL900-18-445	2

* If both frame brackets require EZ-Align, order 2.

** Replacement components should be purchased in bushing connection SRK kits.



SAF-Holland CB400 Suspension

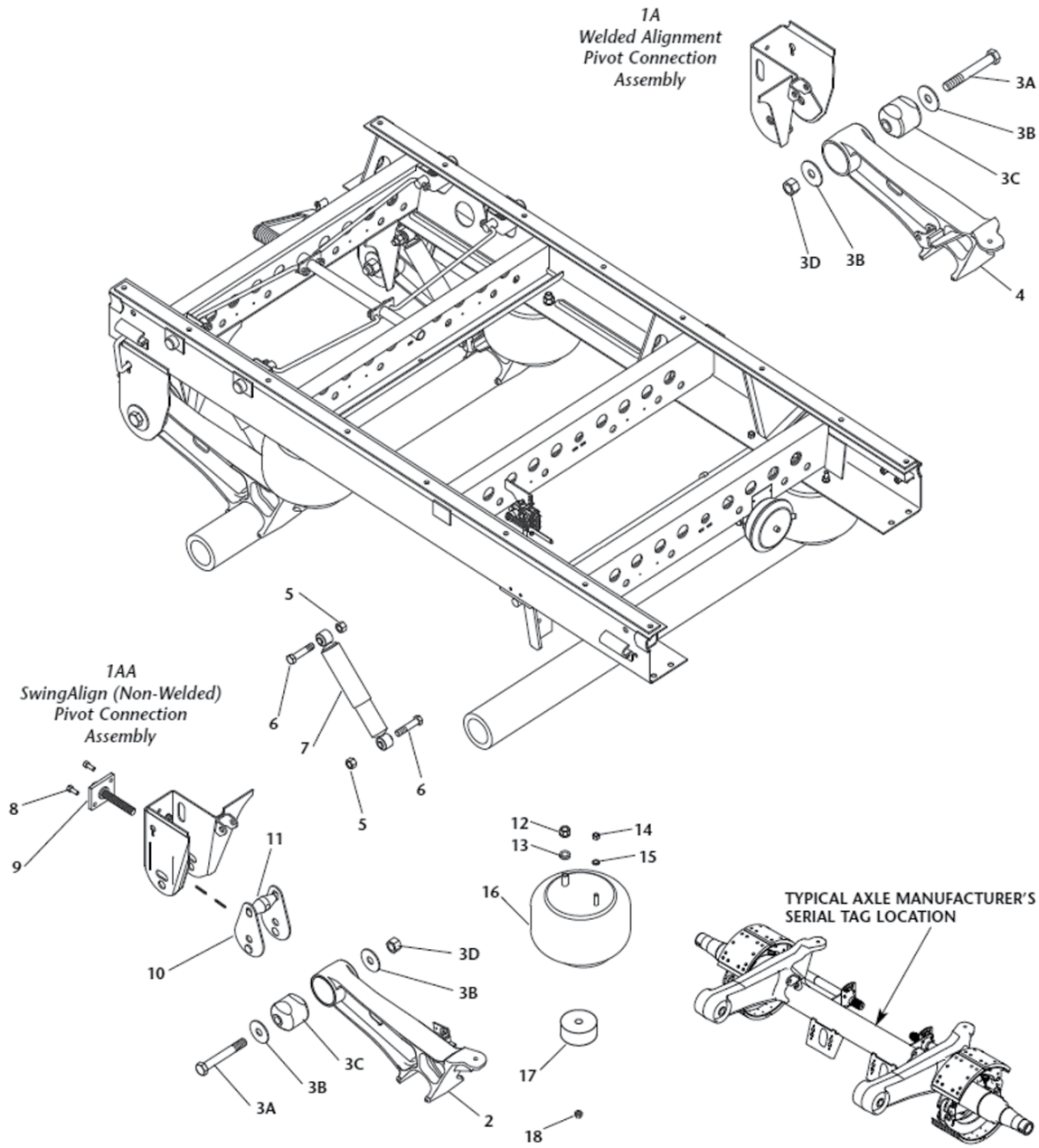


Key	Description	RL-230-12-3	RL-230-14-3	RL-230-15-3	RL-230-16-3	RL-230-17-3	Qty	
1*	Frame Bracket (RS - EZ-Align)	HOL905-20-859	HOL905-21-147	HOL905-21-148	HOL905-21-149	HOL905-21-149	1	
	Frame Bracket (Welded Alignment)	HOL905-20-846	HOL905-21-141	HOL905-21-142	HOL905-21-143	HOL905-21-143	1	
2	Angle Brace	HOL900-25-157	HOL900-25-157	HOL900-25-157	HOL900-23-002	HOL900-23-002	4	
3	1-1/8" Spacer Washer	HOL900-36-217	HOL900-36-217	HOL900-36-217	HOL900-36-217	HOL900-36-217	8	
4	Equalizing Beam (RS)	HOL905-16-999	HOL905-16-999	HOL905-16-999	HOL905-16-999	HOL905-16-999	1	
	Equalizing Beam (CS)	HOL905-17-000	HOL905-17-000	HOL905-17-000	HOL905-17-000	HOL905-17-000	1	
5	Axle Adapter	RS	outboard	HOL900-01-341	HOL900-01-341	HOL900-01-341	HOL900-01-341	1
			inboard	HOL905-01-462	HOL905-01-462	HOL905-01-462	HOL905-01-462	1
		CS	outboard	HOL900-01-340	HOL900-01-340	HOL900-01-340	HOL900-01-340	1
			inboard	HOL905-01-463	HOL905-01-463	HOL905-01-463	HOL905-01-463	1



SAF-Holland CB400 Suspension

- 01
- 02
- 03
- 04
- 05
- 06
- 07
- 08
- 09
- 10
- 11
- 12
- 13
- 14
- 15
- 16
- 17
- 18
- 19
- 20
- 21
- 22
- 23
- 24
- 25
- 26
- I



SAF-Holland CB400 Suspension

Key	Description	CB400-15.5	CB400-16.0	CB400-16.5	CB400-17.0	CB400-18.0	Qty
1A	Frame Bracket (Welded)	HOL481-00-396	HOL481-00-396 HOL905-21-743	HOL481-00-396	HOL481-00-396	HOL481-00-396	2
2	Equalizing Beam LH (RS - bushed beam)	HOL481-00-449	HOL481-00-449	HOL481-00-449	HOL481-00-449	**	2
3A	Pivot Bolt GR 8 1-1/8" -7 x 8.0"	HOL932-01-070	HOL932-01-070	HOL932-01-070	HOL932-01-070	HOL932-01-070	4
3B	Pivot Connection Washer	HOL936-00-553	HOL936-00-553	HOL936-00-553	HOL936-00-553	HOL936-00-553	8
3C	Bushing	HOL481-00-394	HOL481-00-394	HOL481-00-394	HOL481-00-394	HOL481-00-394	2
3D	Hex Lock Nut 1-1/8" -7	HOL934-00-506	HOL934-00-506	HOL934-00-506	HOL934-00-506	HOL934-00-506	4
4	Equalizing Beam RH (CS - bushed beam)	HOL481-00-450	HOL481-00-450	HOL481-00-450	HOL481-00-450	HOL481-00-450	2
5	Hex Lock Nut 3/4" -10	HOL934-00-492	HOL934-00-492	HOL934-00-492	HOL934-00-492	HOL934-00-492	8
6	Hex Bolt GR 5 3/4" -10 x 3.50"	HOL930-06-035	HOL930-06-035	HOL930-06-035	HOL930-06-035	HOL930-06-035	8
7	Shock Absorber	HOL900-45-298	HOL900-45-298	HOL900-44-162	HOL900-44-162	HOL900-45-040	4
8	Hex Bolt 1/2" -13 x 1-3/4"	HOL XB-HHC-001-33	HOL XB-HHC-001-33	HOL XB-HHC-001-33	HOL XB-HHC-001-33	HOL XB-HHC-001-33	4
9	Threaded Rod Assy	HOL905-48-007	HOL905-48-007	HOL905-48-007	HOL905-48-007	HOL905-48-007	2
10	Alignment Plate	HOL905-31-339	HOL905-31-339	HOL905-31-339	HOL905-31-339	HOL905-31-339	2
11	Swing Align Yoke	HOL900-45-491	HOL900-45-491	HOL900-45-491	HOL900-45-491	HOL900-45-491	2
12	Hex Nut 3/4" -16	HOL934-00-149	HOL934-00-149	HOL934-00-149	HOL934-00-149	HOL934-00-149	4
13	Washer 3/4"	HOL936-00-077	HOL936-00-077	HOL936-00-077	HOL936-00-077	HOL936-00-077	4
14	Hex Nut 1/2" -13	HOL934-00-136	HOL934-00-136	HOL934-00-136	HOL934-00-136	HOL934-00-136	8
15	Washer 1/2"	HOL936-00-072	HOL936-00-072	HOL936-00-072	HOL936-00-072	HOL936-00-072	8
16	Air Spring	HOL481-00-492	HOL481-00-492	HOL481-00-493	HOL481-00-494	HOL481-00-495	4
17	Spacer	***	***	***	***	***	4
18	Flange Hex Nut GR 8 1/2" -13	HOL934-00-623	HOL934-00-623	HOL934-00-623	HOL934-00-623	HOL934-00-623	4

* Replacement components should be purchased in bushing connection SRK kits listed

** For CB400 18" ride height only: roadside beam part number is HOL905-48-096, curbside beam HOL905-48-097.

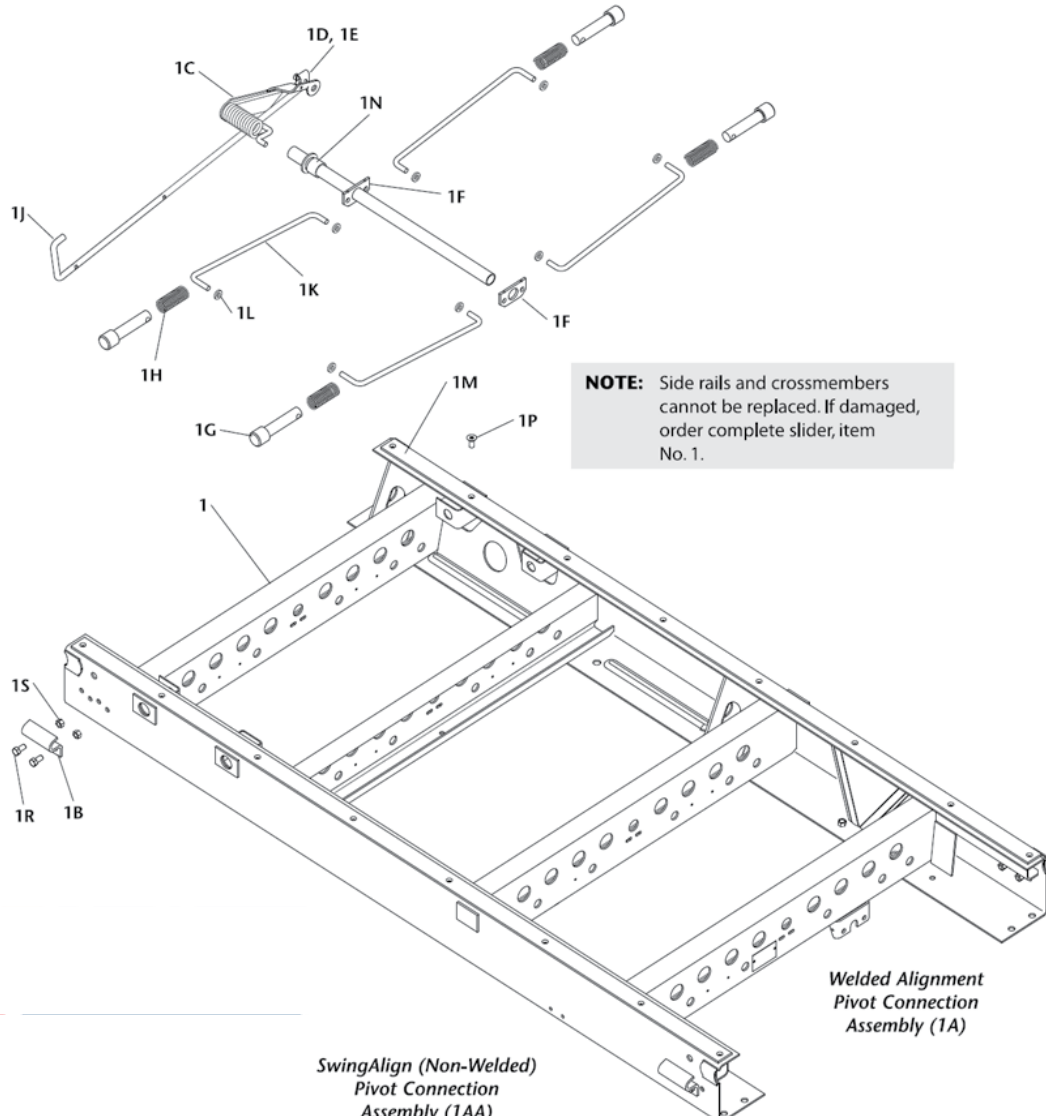
*** Spacers are available in kits only, not individually.

01
02
03
04
05
06
07
08
09
10
11
12
13
14
15
16
17
18
19
20
21
22
23
24
25
26
|



SAF-Holland CB400 Slider Box

01
02
03
04
05
06
07
08
09
10
11
12
13
14
15
16
17
18



Key	Description	Slider Box Rail Style	Width	CB400-15.5	CB400-16.0	CB400-16.5	CB400-17.0	Qty
1	96" Slider Box Assembly w/ Qwik Release & (2) SwingAlign / (2) Fixed Frame Brkts. (Items 1 includes items 1A - 1S)	CL Holland	42	HOLCL211Q11	HOLCL221Q11	HOLCL231Q11	HOLCL241Q11	1
			48	HOLCL111Q11	HOLCL121Q11	HOLCL131Q11	HOLCL141Q11	
		CH Hutch	42	HOLCH211Q11	HOLCH221Q11	HOLCH231Q11	HOLCH241Q11	
			48	HOLCH111Q11	HOLCH121Q11	HOLCH131Q11	HOLCH141Q11	
		CT TTMA	42	HOLCT211Q11	HOLCT221Q11	HOLCT231Q11	HOLCT241Q11	
			48	HOLCT111Q11	HOLCT121Q11	HOLCT131Q11	HOLCT141Q11	
CU Utility	42	HOLCU211Q11	HOLCU221Q11	HOLCU231Q11	HOLCU241Q11			
	48	HOLCU111Q11	HOLCU121Q11	HOLCU131Q11	HOLCU141Q11			
1A	Frame Bracket	Welded	RS	N/A				See Frame Bracket Replacement Kits
			CS					
1AA		SwingAlign	RS					

SAF-Holland CB400 Slider Box

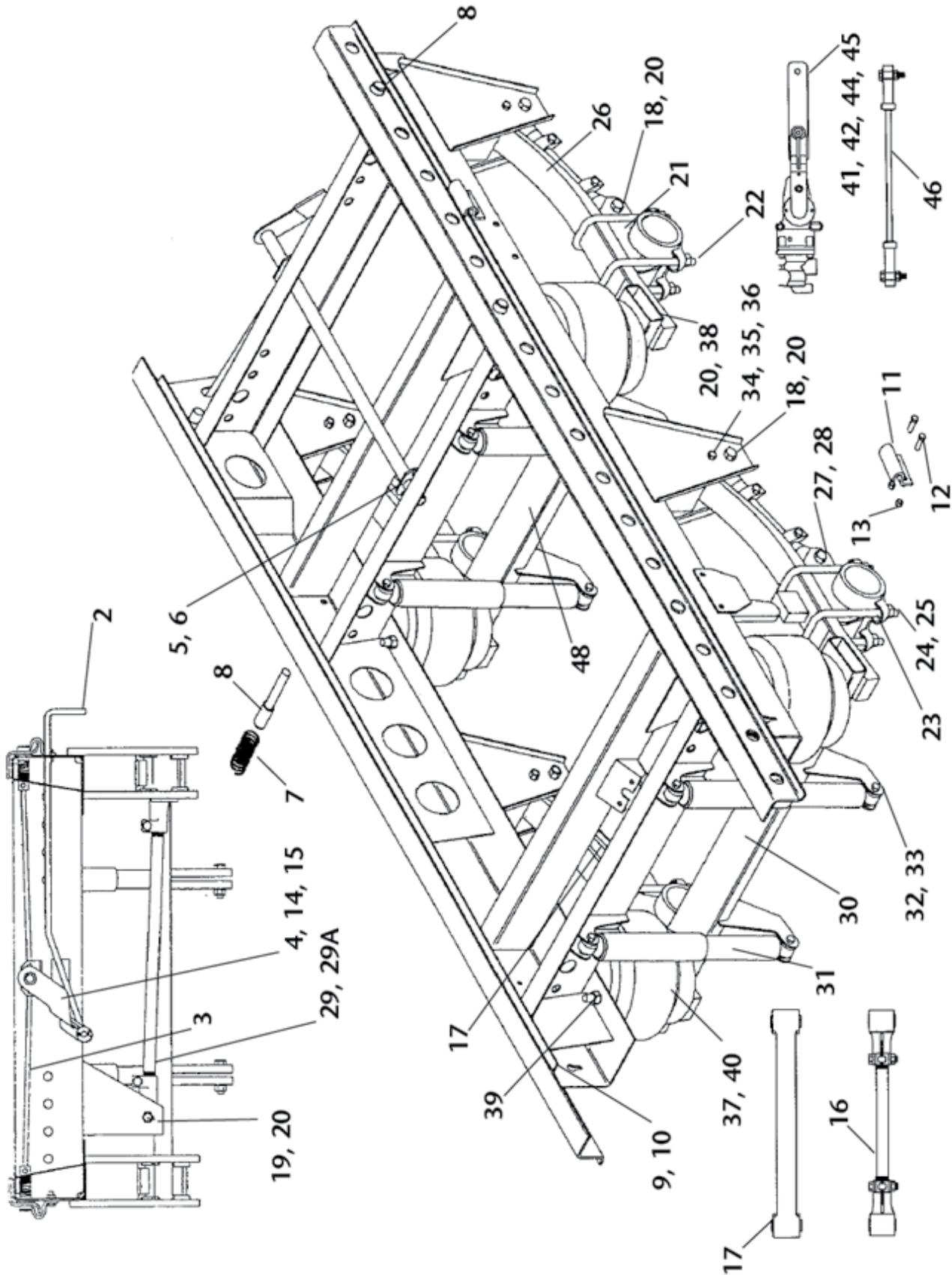
HOL481-00-394 SRK-530 Pivot Connection Replacement Kit		
Description	Part Number	Qty
Rod Bolt 1-1/8" - 7 x 8"	932 01 070	2
Rubber Bushing	900 08 247	2
Lock Nut 11/8" - 7	934 00 506	2
HOL481-00-396 SRK-532 Fixed Frame Bracket Replacement Kit		
Description	Part Number	Qty
Rod Bolt 1-1/8" - 7 x 8"	932 01 070	1
Washer	936 00 553	2
Frame Bracket, Curbside	905 21 743	1
Lock Nut 11/8" - 7	934 00 506	1
HOL481-00-406 SRK-542 Curbside Equalizing Beam		
Description	Part Number	Qty
Rod Bolt 11/8" - 7 x 8"	932 01 070	1
Washer	936 00 553	4
Lock Nut 11/8" - 7	934 00 506	1
Threaded Rod Assembly	905 48 007	1
Bolt, Hex 1/2" - 13 x 13/4"	XB-HHC-001-33	2
Washer, Lock 1/2"	936 00 072	2
Nut, Hex 1/2" - 13	934 00 136	2
SwingAlign™ Yoke	900 45 491	1
Alignment Plate	905 31 339	2

Key	Description	Width	Part Number	Qty
1B	Hold Down Bracket	42"	HOLSL0893	4
		48"		
1C	Torsion Cam	42"	HOLSL0A1277-01	1
		48"		
1D	Pull Handle Clip	42"	HOLSL0A1273	1
		48"		
1F	Cam Plate	42"	HOLSL0A1274	2
		48"		
1G	Lock Pin Hutch Style 1-5/8" Dia.	42"	HOLSL0A1261	4
		48"		
	Lock Pin 1-3/8" Dia. All Others	42"	HOLSL0A1238	
		48"		
1H	Compression Spring	42"	HOLXB-SPG-020-35	4
		48"		
1J	Pull Handle	42"	HOLSLOA1445-01	1
		48"	HOLSLOA1445-02	
1K	Pin Pull Rod	42"	HOLSLOA1239-01	4
		48"	HOLSLOA1239-02	
1L	Washer 1/2" (Pin Pull Rod)	42"	HOLXB-PW-016-85	8
		48"		
1M	Slider Pad 96" (Long)	42"	HOLXB-SLOA1054	2
		48"		
1N	Spacer (Cam Shaft Stop)	42"	HOLSL0523-07	1
		48"		
1P	Self Tap Screw 5/16"-18 x 3/4"	42"	HOLXB-ST5-008-16	16
		48"		
1R	Hold Down Bracket Bolt 1/2"-13 x 11/4"	42"	HOLXB-HHC-001-33	8
		48"		
1S	Hold Down Bracket Lock Nut 1/2"-13	42"	HOLXB-SLN-012-42	8
		48"		

- 01
- 02
- 03
- 04
- 05
- 06
- 07
- 08
- 09
- 10**
- 11
- 12
- 13
- 14
- 15
- 16
- 17
- 18
- 19
- 20
- 21
- 22
- 23
- 24
- 25
- 26
- |

SAF-Holland Airlite 2

- 01
- 02
- 03
- 04
- 05
- 06
- 07
- 08
- 09
- 10
- 11
- 12
- 13
- 14
- 15
- 16
- 17
- 18
- 19
- 20
- 21
- 22
- 23
- 24
- 25
- 26
-



SAF-Holland Airlite 2

Key	Description	Part Number	Qty
1	W/A, Sub Frame	n/a	1
2	Arm, Pull	42" - HOLSL0A1122-42 48" - HOLSL0A1122-48	1
3	Arm, Linkage	42" - HOLSL0A1058-02 48" - HOLSL0A1058-01	4
4	Qwik Release™ Replacement Kit	HOLSL0019-01	1
5	Spacer	HOLSL00523-01	1
6	Torsion Cam	HOLSL0994	1
7	Spring, Compression	HOLXB-SPG-020-33	4
8	Pin, Step Lock	HOLSL0A1056	4
9	Self Tap Screw 5/16"-18 x 3/4"	HOLXB-ST5-008-16	16
11	Bracket, Hold Down	HOLSL0893	4
12	Screw, Hex Cap 1/2"-13 x 11/4"	HOLXB-HHC-001-33	8
13	Lock Nut 1/2"-13	HOLXB-SLN-012-42	8
15	Flat Washer	HOLXB-PW-016-08	1
16	Torque Arm Adjustable Assembly	HOLSP0202-01	2
17	Torque Arm Fixed Assembly	HOLSP0224	2
18	Screw, Hex Cap 7/8"-14 x 51/2"	HOLXB-SP0050-72	8
19	Screw, Hex Cap 7/8"-14 x 4.81"	HOLXB-SP0050-75	4
20	Nut, Hex Flange 7/8"-14	HOLXB-SP0012-36	16
21	W/A, Spring Seat Riser	See Chart 2 (next pg)	4
22	Bottom Plates	HOLSP0099	4
23	Flat Top U-Bolts	See Chart 2 (next pg)	8
24	Nut, Hex 3/4"-16	HOLXB-SP0011-44	16

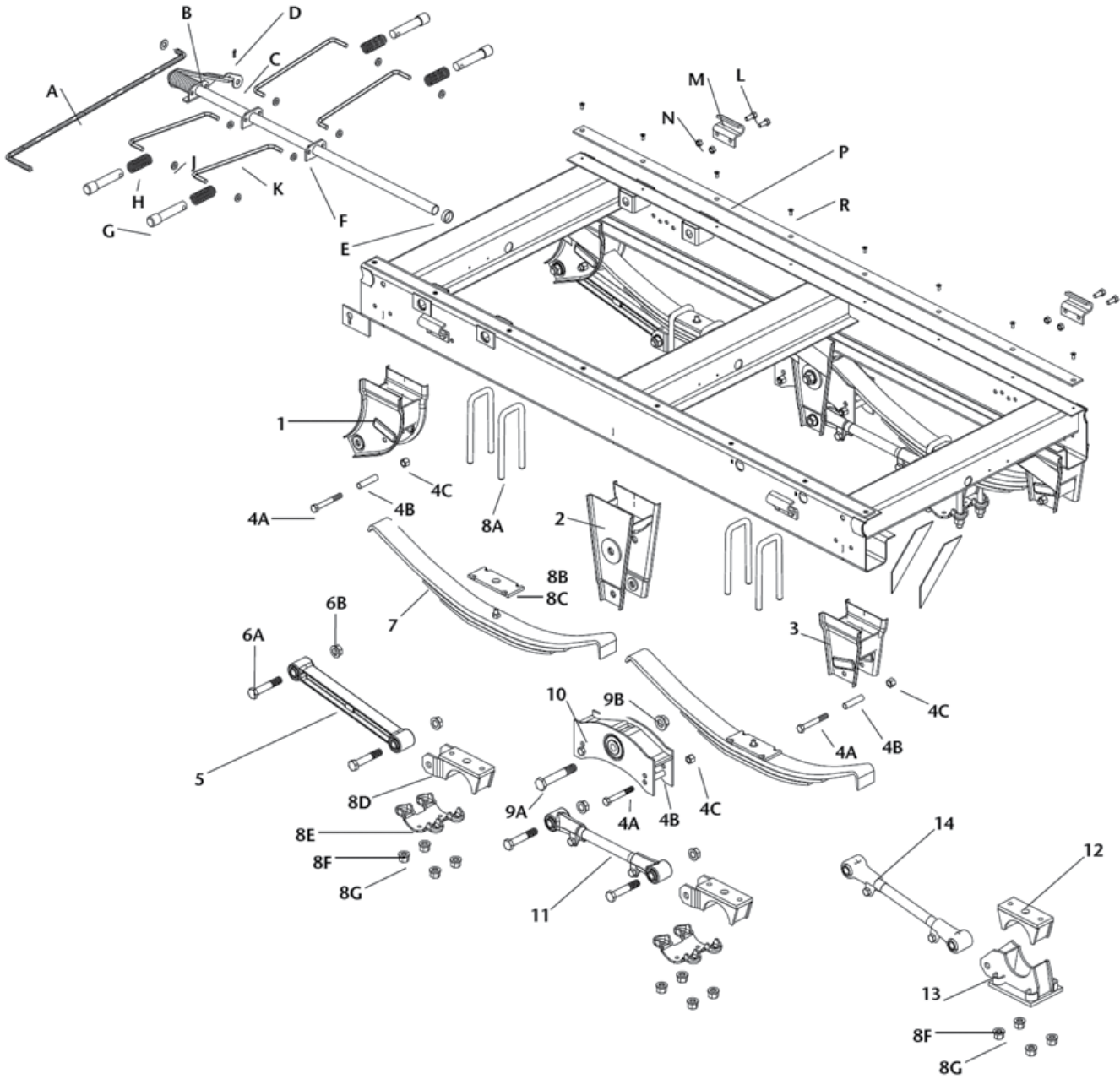
Key	Description	Part Number	Qty
25	Washer, Flat-Hardened	HOLXB-SP0016-67	16
26	Spring - Low Arch	HOLXB-SP0205-01	4
27	Spring Liner Upper	HOLXB-SP0203	4
28	Spring Liner Lower	HOLXB-SP0204	4
29	Cross Arm Assembly	42" - HOLSP0202-09 48" - HOLSP0202-10	2
30	W/A, Lower Beam Rear	See Chart 1 (next pg)	1
31	Shock Absorber, Monroe	HOLXB-SPN-053-36	4
32	Screw, Hex Cap 3/4"-10 x 31/4"	HOLXB-SP0050-99	8
33	Nut, Self-Locking 3/4"-10	HOLXB-SP0012-49	8
34	Screw, Hex Hd. Cap 5/8"-11 x 51/4"	HOLXB-SP0050-101	4
35	Spacer, Sleeve	HOLSP0221	4
36	Nut, Hex Self-Locking 5/8"-11	HOLXB-SP0012-10	4
37	Air Spring, Firestone	HOLXB-SPN-053-60	4
38	Screw, Hex Hd. Cap 7/8"-14 x 21/2"	HOLXB-SP0050-100	4
39	Nut, Hex Self-Locking 3/4"-16	HOLXB-SP0012-51	4
40	Nut, Hex Self-Locking 1/2"-13	HOLXB-SP0012-52	8
41	Hadley 500 Leveling Valve Hadley 500 LV w/ dump	HOLXB-SPN-053-58 HOLXB-SPN-053-54	1
42	Hadley Pressure Protection Valve	HOLXB-SPN-053-61	1
43	Manual Switch Valve (not shown in diagram)	HOLXB-SPN-052-51	1
44	Screw, Hex Hd. Cap 1/4"-20 x 21/2"	HOLXB-HHC-050-109	2
45	Lock Nut, 1/4"-20	HOLXB-SLN-012-60	2
46	Assembly, Hadley Link 10.50" LG	HOLXB-SPN-053-62	1
47	W/A, Lower Beam Front	See Chart 1 (next pg)	1

- 01
- 02
- 03
- 04
- 05
- 06
- 07
- 08
- 09
- 10**
- 11
- 12
- 13
- 14
- 15
- 16
- 17
- 18
- 19
- 20
- 21
- 22
- 23
- 24
- 25
- 26
- |



SAF-Holland Ultralite

- 01
- 02
- 03
- 04
- 05
- 06
- 07
- 08
- 09
- 10
- 11
- 12
- 13
- 14
- 15
- 16
- 17
- 18
- 19
- 20
- 21
- 22
- 23
- 24
- 25
- 26
- I



SAF-Holland Ultralite

Key	Description	Part Number	Qty	Key	Description	Part Number	Qty
A	Pull Handle	42" - HOLSL0A1269-02	1	H	Compression Spring	HOLXB-SPG-020-35	4
		48" - HOLSL0A1269-01		J	Washer 1/2" (Pin Pull Rod)	HOLXB-PW-016-85	8
B	Center Pin Pull Assembly	HOLSL0A1277-01	1	K	Pin Pull Rod	42" - HOLSL0A1239-01	4
C	Retainer Washer	HOLXB-PW-016-08	1			48" - HOLSL0A1239-02	
E	Spacer	HOLSL0523-07	1			54" - HOLSL0A1239-03	
F	Torsion Cam	HOLSL0A1274	2	L	Bolt 1/2"-13 x 11/4"	HOLXB-HHC-001-3	8
G	Lock Pin 15/8" Dia. Hutch Style	HOLSL0A1261	4	M	Hold Down Clip	HOLSL0893	4
		Lock Pin 13/8" Dia. All Others		HOLSL0A1238	N	Lock Nut 1/2"-13	HOLXB-SLN-012-42
				P	Slider Pad 96" (Long)	HOLXB-SLOA1054	2
				R	Self Tap Screw 5/16"-18 x 3/4"	HOLXB-ST5-008-16	16

Key	Description	Part Number	Qty Tandem Axle	Qty No-Hop
1	Straddle Mount Front Hanger	HOLSP0100	2	2
2	Straddle Mount Equalizer Hanger	HOLSP0110	2	2
3	Straddle Mount Rear Hanger	HOLSP0120	2	2
4A	Bolt 5/8"-11 x 4-1/2" LG GR 5	HOLXB-SP0050-71	8	8
4B	Spacer, 5/8"	HOLXB-SP0145	8	8
4C	Lock Nut 5/8"-11	HOLXB-SP0012-10	8	8
5	Fixed Torque Arm with Bushings	HOLSP0143	2	1
6A	Bolt 7/8"-14 x 4-3/4" LG GR 5	HOLXB-SP0050-75	8	8
6B	Flange Lock Nut 7/8"-14	HOLXB-SP0012-36	8	8
7*	Spring Assembly	See Following Page	4	4
8A	U-Bolt 3/4" Dia.	HOLXB-SP0074-J HOLXB-SP0074-K	8	4
8A**	U-Bolt 3/4" Dia. - Rear Axle	See Following Page	0	4
8B	Top Plate	HOLSP0178	4	4
8C*	Liner	HOLSP0049	4	4
8D	Spring Seat Riser	HOLSP0142-01 HOLSP0142-02	4	2
8E	Bottom Plate	HOLSP0099	4	2
8F	Hardened Washer 13/16" ID x 1-15/16" OD	HOLXB-SP0016-67	16	16
8G	Hex Nut 3/4"-16 GR 8	HOLXB-SP0011-44	16	16
9A	Bolt 1"-14 x 6-1/16" LG GR 5	HOLXB-SP0050-73	2	2
9B	Flange Lock Nut 1"-14	HOLXB-SP0012-37	2	2
10	Equalizer with Bushings	HOLSP0131	2	2
11	Adjustable Torque Arm with Bushings	HOLSP0123	2	1
12**	Spring Seat Riser - Rear Axle	See Following Page	0	2
13**	No Hop Bottom Plate - Rear Axle	HOLSP0170	0	2
14**	Adjustable Torque Arm - Rear Axle	HOLSP0169	0	2

01
02
03
04
05
06
07
08
09
10
11
12
13
14
15
16
17
18
19
20
21
22
23
24
25
26
I



Service Repair Kits, SAF-Holland

01
02
03
04
05
06
07
08
09
10
11
12
13
14
15
16
17
18
19
20
21
22
23
24
25
26
I

HOL481-00-202 SRK-145 Pivot Connection		
Description	Part Number	Qty
Bolt Hex 1.125" - 7 x 9.53" GR 8	932 01 055	2
Nut Hex 1.125" - 7 GR C	934 00 506	2
Bushing	900 08 139	2
Washer Flat	900 36 177	4
Pivot Connection Instructions	XL-AK406	1
Decal ART Series Torque Spec's	XL-AR355	1

HOL481-00-206 SRK-149 Axel Connection		
Description	Part Number	Qty
Bolt Hex 1.125"-7 x 8.5" GR 8	932 01 051	4
Nut Hex Lock 1.125"-7 GR C	934 00 506	4
Bushing	900 08 149	4
Washer Spacer	900 36 175	8
Washer Flat 1.141"	900 36 177	8
Literature Instruction	941 00 509	1

HOL481-00-216 SRK-159 Coil Spring Lift		
Description	Part Number	Qty
Spring Coil	900 57 034	1
Washer Flat 0.9"	936 00 508	1
Coil Lift Retainer	905 44 802	1
Bushing Yoke	900 44 776	1
Nut Hex Lock Adjustment 0.75" - 10 GR 8	939 00 195	1
Bracket	900 44 777	4
Spring Cup Assembly	905 46 434	1
Bolt Hex 0.38" - 16 x 1.25" GR 5	930 02 577	4
Nut Hex 0.38" - 16 GR B	934 00 128	4
Rod Bolt	505 06 001	1
Nut Hex Heavy 0.75" - 10 GR A	934 00 604	1
Bracket	505 44 002	1
Washer Flat Narrow 0.75"	936 00 156	1
Installation Drawing & Instructions	300 00 051	1
Installation Instructions	300 00 060	1

HALSRK-168 SRK-168 Flexible Link Assembly		
Description	Part Number	Qty
18.25" Rod	900 06 396	1
Link End	900 54 516	1
Hose Clamp	939 00 198	2
Shoulder Bolt	939 00 224	2
Washer, 1/4"	939 00 119	4
1/4-20 Locknut	934 00 060	2

HOL481-00-264 SRK-203 Pivot		
Description	Part Number	Qty
Bolt Hex 1.125" - 7 x 9.53" GR 8	932 01 055	2
Nut Hex 1.125" - 7 GR C	934 00 506	2
Bushing	900 08 149	2
Washer Flat 1.141"	900 36 177	4
Literature Instructions	XL-AR453	1

HOL481-00-267 HALSRK205 SRK-205 Coil Spring Lift		
Description	Part Number	Qty
Rod 18" long	900 54 634	1
Link End (Bottom Connector)	900 54 670	1
Link End (Universal Connector)	900 54 630	1
Lower Link Connector	900 54 636	1
Hose Clamp	939 00 198	3
Cotter Pin	938 00 070	2
Control Arm	900 54 635	1
Flat Washer	936 00 522	2
Lock Nut	934 00 468	1
Nut	934 00 124	1

HOL481-00-289 SRK-227 Pivot		
Description	Part Number	Qty
Bolt Hex 1.125" - 7 x 9.53" GR 8	932 01 055	1
Nut Hex 1.125" - 7 GR C	934 00 506	2
Bushing	900 08 149	2
Washer Flat 1.141"	900 36 177	4
Alignment Block	905 08 019	1
Alignment Block Non Weld	900 08 238	1
Literature Instructions	XL-AR453	1



Service Repair Kits, SAF-Holland

HOL481-00-384 SRK 520 Pivot		
Description	Part Number	Qty
Bolt Hex 1.125"-7 x 9.5" GR 8	932 01 055	1
Nut Hex Lock 1.125"-7 GR C	934 00 506	2
Bushing	900 08 149	2
Washer Flat 1.141"	900 36 177	4
Alignment Block	905 08 019	1
Alignment Block Non Weld	900 08 238	1
EZ-Align Axle Alignment Ins	XL-AR354	1
Decal, Torque Specification	XL-AR355	1

HOL481-00-385 SRK-521 Pivot Connection		
Description	Part Number	Qty
Bushing	900 08 149	2
Washer Flat 1.141"	900 36 177	4
Alignment Block	905 08 019	2
Alignment Block Non Weld	900 08 238	2
Nut Hex Lock 1.125"-7 GR C	934 00 506	2
Decal, Torque Specification	XL-AR355	1

HOL481-00-394 SRK-530 Pivot Connection Replacement Kit		
Description	Part Number	Qty
Rod Bolt 1-1/8" - 7 x 8"	932 01 070	2
Rubber Bushing	900 08 247	2
Lock Nut 11/8" - 7	934 00 506	2

HOL481-00-406 SRK-542 Curbside Equalizing Beam		
Description	Part Number	Qty
Rod Bolt 11/8" - 7 x 8"	932 01 070	1
Washer	936 00 553	4
Lock Nut 11/8" - 7	934 00 506	1
Threaded Rod Assembly	905 48 007	1
Bolt, Hex 1/2" - 13 x 13/4"	XB-HHC-001-33	2
Washer, Lock 1/2"	936 00 072	2
Nut, Hex 1/2" - 13	934 00 136	2
SwingAlign™ Yoke	900 45 491	1
Alignment Plate	905 31 339	2

HOL481-00-396 SRK-532 Fixed Frame Bracket Replacement Kit		
Description	Part Number	Qty
Rod Bolt 1-1/8" - 7 x 8"	932 01 070	1
Washer	936 00 553	2
Frame Bracket, Curbside	905 21 743	1
Lock Nut 11/8" - 7	934 00 506	1

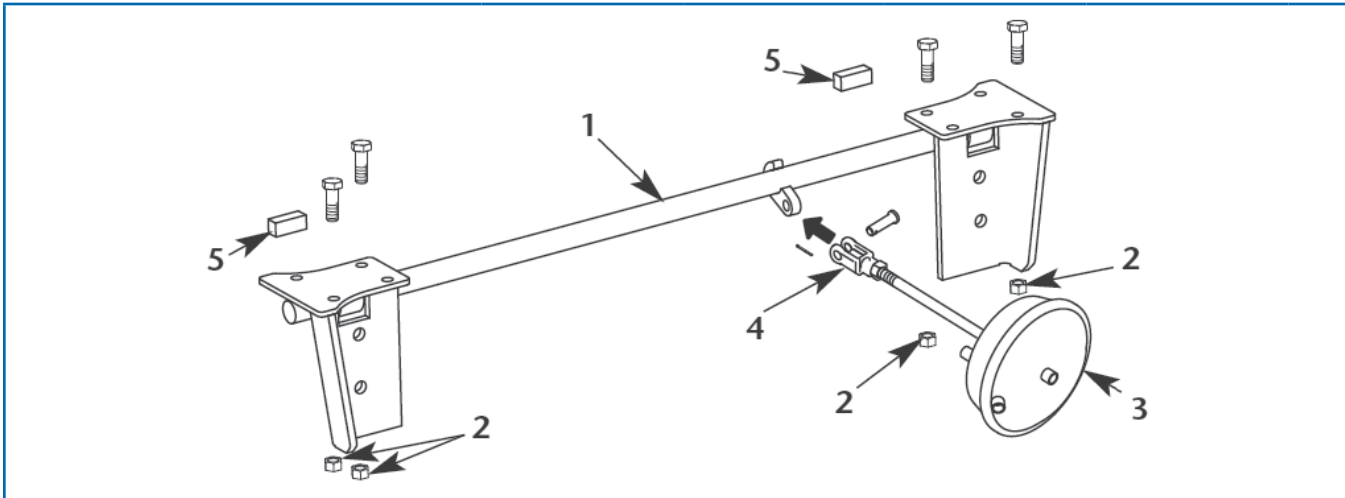
HOL481-00-450 SRK-586 Curbside Equalizing Beam		
Description	Part Number	Qty
Equalizing Beam, Curbside (RH)	905 48 009	1
Pivot Bolt 11/8" - 7 x 8" Gr 8	932 01 070	2
Washer	936 00 553	4
Hex Lock Nut 11/8" - 7 Gr C	934 00 506	2
Literature Kit, Maintenance Manual	XL-AR368	1
Literature Kit, Parts List Manual	XL-AR369	1

01
02
03
04
05
06
07
08
09
10
11
12
13
14
15
16
17
18
19
20
21
22
23
24
25
26
|

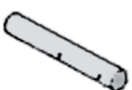






Suspension Components, SAF-Holland Posilok™

01
02
03
04
05
06
07
08
09
10
11
12
13
14
15
16
17
18
19
20
21
22
23
24
25
26
I



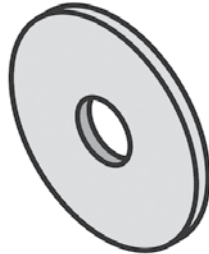
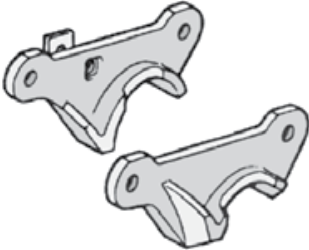




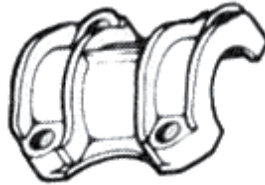



Key	Description	CB400-15.5	CB400-16.0	CB400-16.5	CB400-17.0	Qty
1	CB400 PosiLok Flipper Plate Assy	42"	HOL905-48-065	HOL905-48-018	HOL905-48-020	1
		48"	HOL905-48-066	HOL905-48-019	HOL905-48-021	
2	Nut 1/2 Grade B	HOLXB-SLN-012-42				4
3	Actuator Chamber	HOL905-48-040				1
4	1/2" Clevis Assembly w/1/2" Pin	HOL11M018-8				1
5	Block	HOL900-34-559				2

<p>Pin Lock</p>  <p>HOLSL0450 1-3/8" x 8.62"</p>	<p>Stop Bar, Manual</p>  <p>HOLSL0502-48 49.63"</p>	<p>Pull Handle</p>  <p>HOLSL0744-07 34.50"</p>
<p>Slider Rail</p>  <p>HOLSL0853-16 216"</p>	<p>Hanger, Under Mount, Rear</p>  <p>HOLSP0160</p>	<p>Hanger, Under Mount, Center</p>  <p>HOLSP0161</p>



Suspension Components, SAF-Holland

<p>Hanger, Under Mount, Front</p>  <p>HOLSP0162</p>	<p>Axle Adapter, Outside</p>  <p>HOL900-01-215 LH HOL900-01-216 RH</p>	<p>Spacer</p>  <p>HOL900-36-274</p>	<p>01 02 03 04 05 06 07</p>
<p>Axle Adapter</p>  <p>HOL905-01-261 LH HOL905-01-262 RH</p>	<p>Axle Adapter, Inside</p>  <p>HOL905-01-350 LH HOL905-01-351 RH</p>	<p>Hanger Bracket, 17" Ride Height</p>  <p>HOL905-21-303 RH HOL905-21-303 LH</p>	<p>08 09 10</p>
<p>Hanger Bracket, 16" Ride Height</p>  <p>HOL905-21-304 RH HOL905-21-306 LH</p>	<p>Spring End Pad</p>  <p>HOL910-01-049</p>	<p>Trunnion Rubber Cap Casting</p>  <p>HOL910-10-047</p>	<p>11 12 13 14 15 16 17 18 19</p>
<p>Rubber Pad</p>  <p>HOL910-28-152</p>			<p>20 21 22 23 24 25</p>

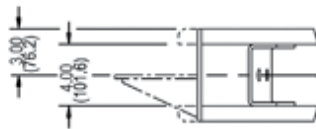
26
|



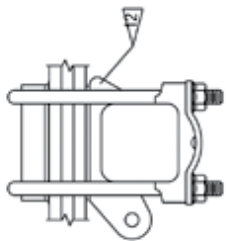
Reyco 86/88 Suspension

01
02
03
04
05
06
07
08
09
10
11
12
13
14
15
16
17
18
19
20
21
22
23
24
25
26
I

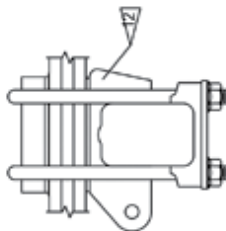
- NOTES:**
DIMENSIONS ARE SHOWN IN INCHES AND MILLIMETERS.
1. MOUNTING HEIGHT SHOWN NOMINAL AND UNLOADED, TOLERANCE $\pm .25"$ (6.4).
 2. TIGHTEN 5/8" (15.9) SPRING RETAINER NUTS TO 25-30 FT. LBS. (35-41 NM).
 3. SPRING RETAINER ROLLERS SHOULD ROLL FREELY ON RETAINER BOLT.
 4. TIGHTEN 7/8" (22.2) U-BOLT NUTS TO 300-325 FT. LBS. (410-440 NM). CHECK PERIODICALLY.
 5. TIGHTEN 7/8" (22.2) TORQUE ARM BOLT NUTS TO 325-350 FT. LBS. (440-475 NM). CHECK PERIODICALLY.
 6. 1" (25.4) EQUALIZER BOLT NUTS ARE PRE-ASSEMBLED AND TORQUED TO 480-500 FT. LBS. (650-680 NM). CHECK PERIODICALLY.
 7. TIGHTEN 3/4" (19.1) TORQUE ARM CLAMP BOLT NUTS TO 175-200 FT. LBS. (240-275 NM). TIGHTEN 5/8" (15.9) TORQUE ARM CLAMP BOLT NUTS TO 125-150 FT. LBS. (170-205 NM). CHECK PERIODICALLY.
 8. HANGER SPACING TOLERANCE TO BE HELD TO $\pm .08"$ (1.8).
 9. REFER TO 1000 SERIES INSTALLATION INSTRUCTIONS FOR RECOMMENDED WELDING AND INSTALLATION PRACTICES.
 10. INSTALL THREE LEAF SPRINGS WITH FULL HOOK END IN EQUALIZER BEAM.
 11. UNDERMOUNT/SIDE MOUNT HANGERS SHOWN. STRADDLE MOUNT AND FLANGEMOUNT HANGERS DRAWN IN PHANTOM.
 12. STANDARD 1" (25.4) HIGH AXLE SEATS ARE SHOWN. AXLE SEAT HEIGHTS TO 4" (101.6) IN .50" (12.7) INCREMENTS ARE AVAILABLE.



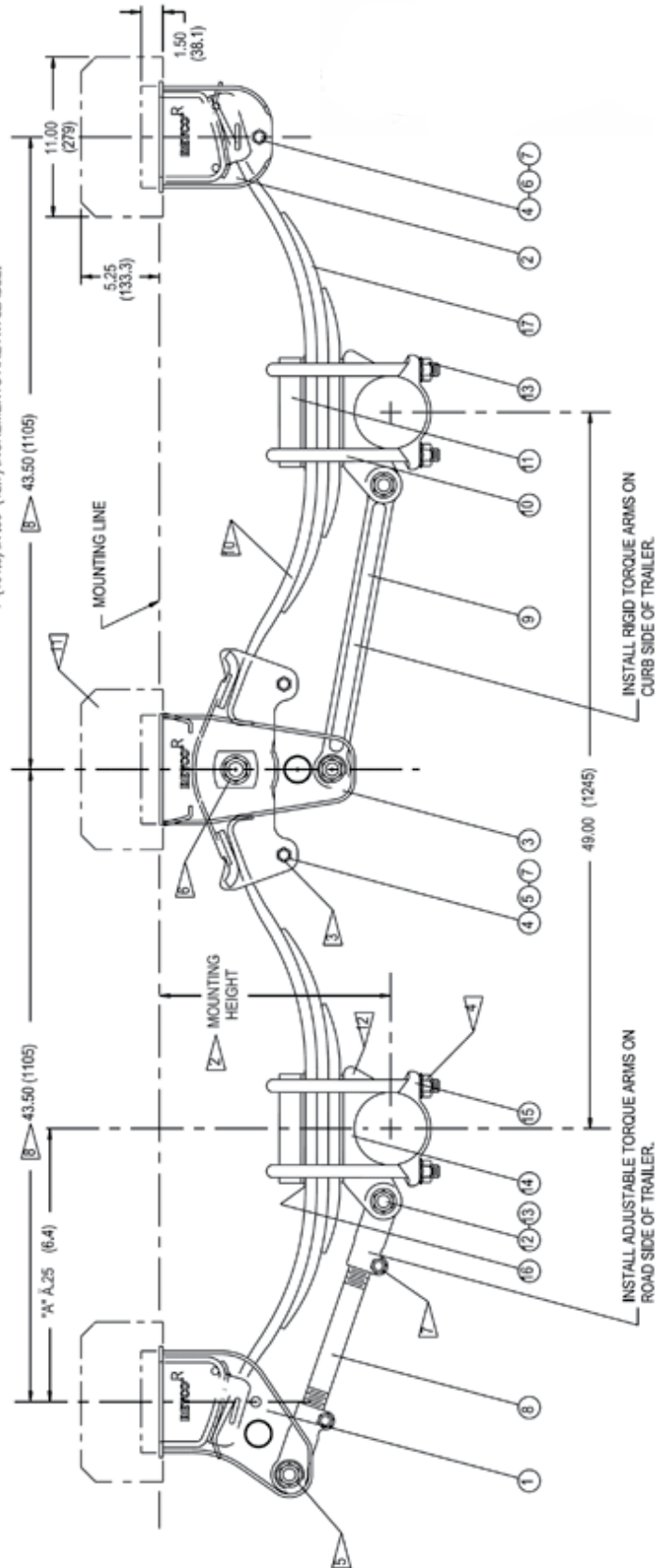
REAR VIEW OF HANGER, SPRING AND CLAMP COMPONENTS NOT SHOWN.



AXLE CLAMP GROUP
5' X 5' AXLE
(127.0 X 127.0)



AXLE CLAMP GROUP
4' X 6' AXLE
(101.6 X 152.4)



INSTALL RIGID TORQUE ARMS ON CURB SIDE OF TRAILER.

INSTALL ADJUSTABLE TORQUE ARMS ON ROAD SIDE OF TRAILER.



Reyco 86/88 Suspension

Key	Description	Part Number	Qty
1	Front Hanger	See Chart A	2
2	Rear Hanger		2
3	Equalizer Hanger & Beam Assembly		2
4	Spring Roller, 3/4" O.D. Tube	REY0741-01	6
5	Bolt, 5/8"-18 x 4 1/2" Equalizer Beam	REY0001-04	4
6	Bolt, 5/8"-18 x 5 1/2" Hanger	REY0001-02	2
7	Locknut, 5/8"-18	REY0002-07	6
8	Adj. Torque Arm, 19 7/8"	REY1035-20	2
9	Rigid Torque Arm, 19 7/8"	REY0075-20	2
10	U-bolt, 7/8"-14, 3" dia. bend lengths variable	See Chart B	8
11	Top Plate	REY23334-01	4
12	Bolt, 7/8"-14 x 5 1/4" Long	REY0001-08	8
13	Flange Locknut, 7/8"-14	REY0002-12	24
14	Axle Seat	See Chart C	4
15	Bottom Plate		4
16	Spring Liner Only on 1 & 3 Leaf Springs	REY16810-02	4
17	Spring	Variable	4

Chart A - Hangers

Mount	Model	Side	Front	Rear	Equalizer
Straddle	86	-	REY0046-00	REY0051-00	REY0658-00
	88	-	REY0046-20	REY0051-20	REY0653-00
Under	86	-	REY0049-00	REY0053-00	REY0659-00
	88	-	REY0084-00	REY0086-00	REY0651-00
Flange	86	L	REY0311-01	REY0313-01	REY0657-00
		R	REY0311-02	REY0313-02	
	88	L	REY0400-01	REY0402-01	REY0652-00
		R	REY0400-02	REY0402-02	
Side	88	L	REY0894-01	REY0952-01	REY0896-00
		R	REY0894-02	REY0952-02	

Chart B U-bolts


Length	U-Bolt
11	REY08492-01
12	REY08494-01
13	REY08495-01
13-1/2	REY09009-01
14	REY08496-01
14-1/2	REY08497-01
15	REY08498-01
16	REY08500-01
17	REY08502-01

Chart C - Axle Seats

Height	Axle Seat	Bottom Plate
1	REY0636-01	REY0880-00
1-1/2	REY0636-015	
2	REY0636-02	
2-1/2	REY0636-025	
3	REY0636-03	
3-1/2	REY0636-035	
4	REY0636-04	

Chart D - Springs

Capacity	Arch	Spring
11,000#	High	REY0079-01
	Low	REY0079-02
	Medium	REY0693-00
12,500#	High	REY0724-00
	Low	REY0954-00

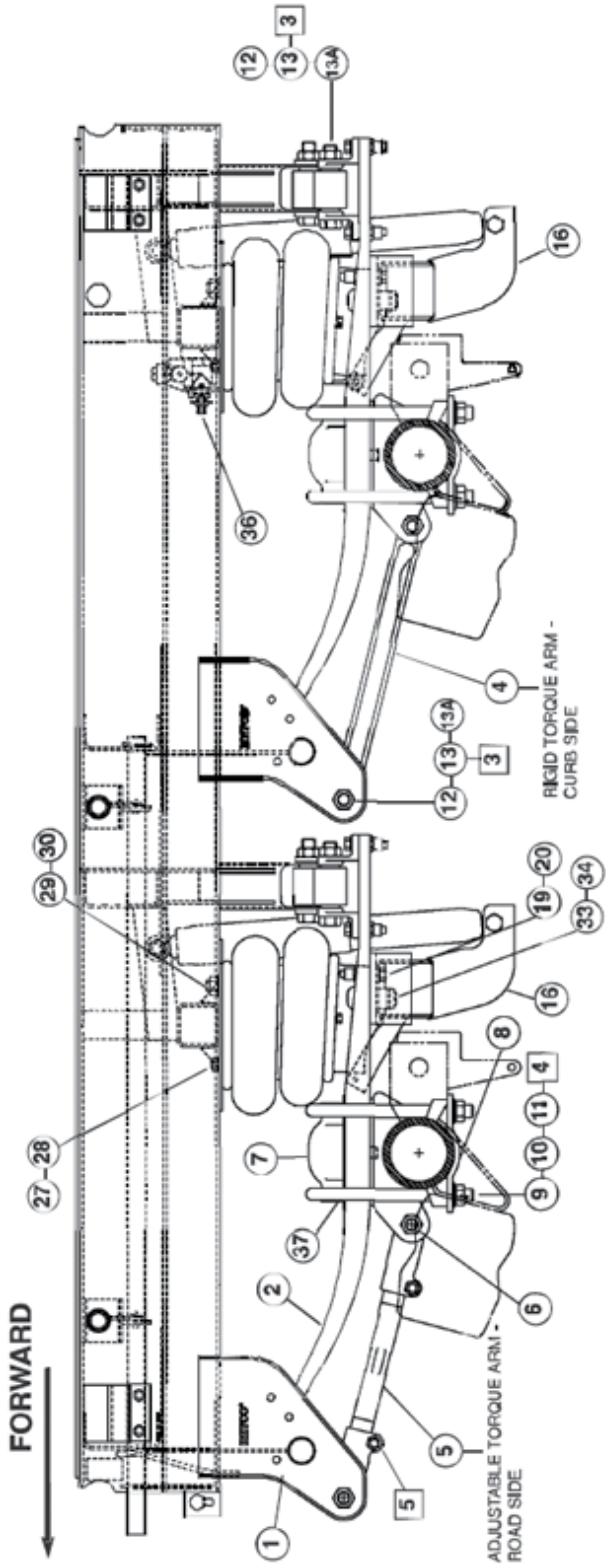


01
02
03
04
05
06
07
08
09
10
11
12
13
14
15
16
17
18
19
20
21
22
23
24
25
26
|

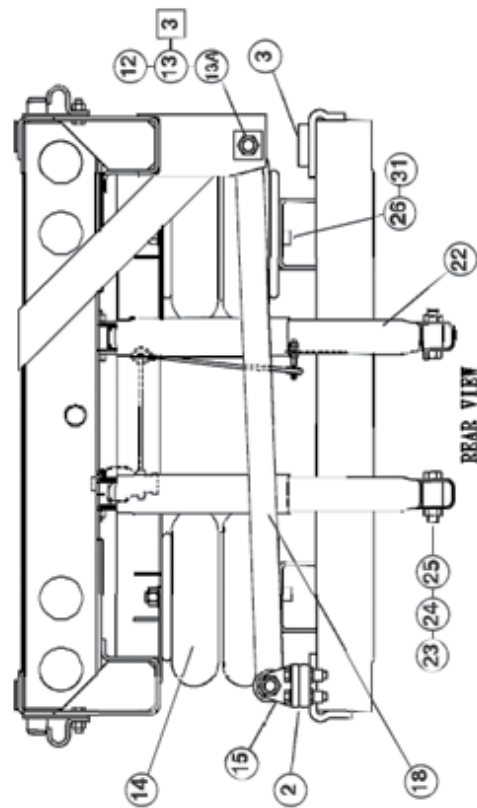


Reyco 86AR Suspensions,

01
02
03
04
05
06
07
08
09
10
11
12
13
14
15
16
17
18
19
20
21
22
23
24
25
26
I



- 1 Mounting height can be varied from 14" to 17" by changing axle seal
- 2 Axle travel 3" (76.2 mm) up, 3.05" (77.5 mm) down.
- 3 Tighten torque arm bolt nuts to 400-425 ft. lbs. (545-580 Nm).
- 4 Tighten u-bolt nuts to 300-325 ft. lbs. (410-440 Nm).
- 5 Tighten torque arm clamp nuts to 125-150 ft. lbs. (170-205 Nm).



Reyco 86AR Suspensions

Key	Description	Part Number		Qty
1	Slider/Hanger Assembly	See Chart A		1
2	Left Beam	REY19913-01	REYK7005-60 Bolt Kit	2
3	Right Beam	REY19914-01	REYK7005-61 Bolt Kit	2
4	Rigid Torque Arm	REY0075-20		2
5	Adjustable Torque Arm	REY1035-20		2
6	Axle Seat	See Chart B		4
7	Top Plate	REY1098-00		4
8	Bottom Plate 5" round	REY0538-00		4
9	U-bolt	See Chart B		8
10	3/4" (19.0 mm) Locknut	REY14344-01		16
11	3/4" (19.0 mm) Washer	REY20852-01		16
12	7/8" (22.2 mm) Bolt Torque Arm	REY0001-08		12
13	7/8" (22.2 mm) Locknut	REY14345-01		12
13A	7/8" (22.2 mm) Washer	REYT-7292		12
14	Air Spring	REY20018-01		4
15	Track Rod Bracket	REY21491-01		4
16	Air Spring Support	REY19789-02		2
18	Track Rod	REY10910-01		2
19	1/2" (12.7 mm) Huck® Bolt	REY20560-20		12
20	1/2" (12.7 mm) Huck® Collar	REY20561-01		12
22	Shock Absorbers	REY18165-01		4
23	Shock Absorber Bolt	REY08210-01		8
24	Shock Absorber Nut	REY14344-01		8
25	3/4" (19.0 mm) Washer	REY20852-01		8
26	3/8" (9.5 mm) Nut	REY20029-01		8
27	1/2" (12.7 mm) Nut	REY12920-01		4
28	1/2" (12.7 mm) Lockwasher	REYT-1705		4
29	3/4" (19.0 mm) Nut	REY08211-01		4
30	3/4" (19.0 mm) Lockwasher	REYT-3164		4
31	3/8" (9.5 mm) Lockwasher	REYT-1859		8
33	7/8" (22.2 mm) HUCK® Bolt	REY21194-01		4
34	7/8" (22.2 mm) Huck® Collar	REY21195-01		4
	Height Control Dump Valve & Linkage (Hadley® 500)	REY22008-00		1
37	Spring Liners	REY16810-00		4
	1-5/8" Lock Pin	REYK704962		
REF	Pressure Protection Valve & Filter	REY12915-03		1

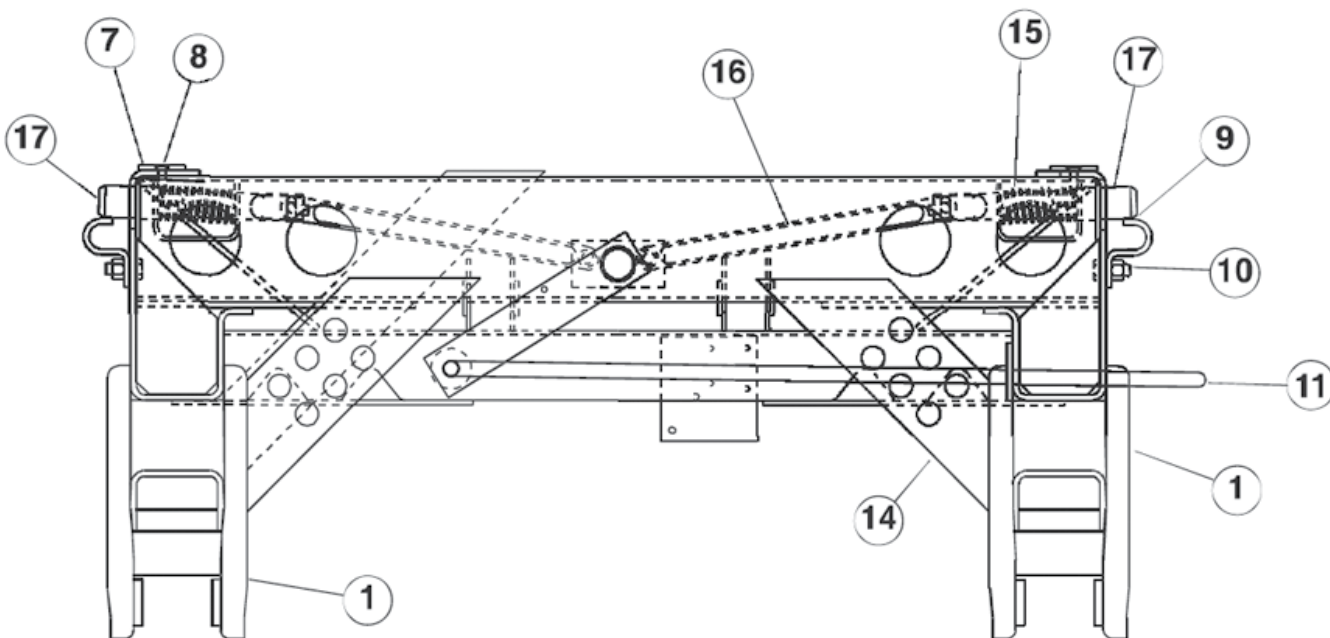
01
02
03
04
05
06
07
08
09
10
11
12
13
14
15
16
17
18
19
20
21
22
23
24
25
26
|



Reyco 86AR Suspension

01
02
03
04
05
06
07
08
09
10
11
12
13
14
15
16
17
18
19
20
21
22
23
24
25
26
I

Key	Description	Part Number	Qty
1	Hanger (side plate width - 7 -1/4") prior to 1997	REY1605-00	4
	Hanger (side plate width - 8-1/2") after 1997	REY22662-01	4
3	Track Rod Hanger	REY19772-01	2
4	Slider Assembly - 48"	*Variable	1
5	Small Track Rod Hanger Gusset	REY17854-01	2
6	Large Track Rod Hanger Gusset	REY17855-01	2
7	Bearing Strip	REY19620-01	2
8	Screw Bearing Strip	REY19619-01	16
9	Body Rail Guide	REY19766-01	4
10	1/2" (12.7 mm) Locknut	REY16418-01	8
11	Pull Handle - 48"	REY21225-48	1
12	5/8" (15.9 mm) Flat Washer	REY16457-01	1
13	Cotter Pin	REY16455-01	1
14	Hanger Gusset	REY19720-02	4
15	Compression Spring	REY19638-01	4
16	Puller Link - 48"	REY22239-01	4
17	1 3/8" Lock Pin (Binkley Style)	REY19753-01	4
	1 5/8" Lock Pin (Hutch Style)	REY19630-01	4
18	Washer	REY21069-01	4
19	Locknut	REY23173-01	4



Reyco 86AR Suspensions

Chart A - 86AR Slider Table - 49" Axle Spacing

FW	(1) SLIDER (WITH HANGERS)	(16) LASSA	(18) TRACK ROD-RIGID	SPRING BEAM/LASSA
48 "	REY19789-48	REY19789-02	REY10910-01	REY22828-44
42 "	REY19788-42	REY19788-02	REY20012-01	REY22828-38

Chart B - 86AR Axle Seat Table - 5" Round Axle

MOUNTING HEIGHT	(6) AXLE SEAT	(8) BOTTOM PLATE	(9) U-BOLT	U-BOLT LENGTH
14	REY0836-01	REY0538-00	REY19780-110	11
14 1/2	REY0836-015	REY0538-00	REY19780-115	11 1/2
15	REY0836-02	REY0538-00	REY19780-120	12
15 1/2	REY0836-025	REY0538-00	REY19780-125	12 1/2
16	REY0836-03	REY0538-00	REY19780-130	13
16 1/2	REY0836-035	REY0538-00	REY19780-135	13 1/2
17	REY0836-04	REY0538-00	REY19780-140	14

01
02
03
04
05
06
07
08
09
10
11
12
13
14
15
16
17
18
19
20
21
22
23
24
25
26
|



Reyco 2IB Suspension

Key	Description	Part Number	Qty per Axle		
			Single	Tandem	Tri
1	Front Hanger, Right	REYT5424	1	1	1
2	Front Hanger, Left	REYT5425	1	1	1
3	Lock Nut 7.8"	REY1434501	8	16	24
4	Washer 7.8"	REYT7292	8	16	24
5	Top U-bolt Plate	See Chart A	2	4	6
6	Center Hanger	REYT5426	0	2	4
7	Equalizer Bolt 1"	REY1424801	0	4	8
8	Lockwasher 1"	REY1425001	0	4	8
9	Equalizer Compression Washer	REY1424901	0	4	8
10	Equalizer Bearing	REYT5524	0	4	8
11	Equalizer Shaft	REY1424701	0	2	4
12	Equalizer	REYT5427	0	2	4
13	Spring	See Chart B	2	4	6
14	Rear Hanger, Right	REYT5428	1	1	1
15	Rear Hanger, Left	REYT5429	1	1	1
16	Cap Screw 1/2" x 4-3/4"	REYT-5544	2	6	10
17	Hex Nut 1/2"	REYT1704	2	6	10
18	Lock Washer 1/2"	REYT1705	2	6	10
19	Spring Roller	REYT2106	2	6	10
20	Axle Seat	See Chart A	2	4	6
21	Axle	Not Furnished	-	-	-
22	Torque Arm Bolt	REYT5492	4	8	12
23	Lock Nut 1"	REYT5495	4	8	12
24	Torque Arm Washer	REYT2224	8	16	24
25	Torque Arm Bushing	REYT5493	8	16	24
26	Torque Arm Rigid Front 16-1/4" CS	REYT7635	1	1	1
27	Torque Arm Rigid Rear 18-7/8" CS	REYT2293	0	1	2
28	Pipe Brace	Not Furnished	-	-	-
29	U-Bolt	See Chart C	4	8	12
30	Torque Arm Adj Front 16-1/4" RS	REYT5485	1	1	1
31	Torque Arm Adj Front 18-7/8" RS	REYT5486	0	1	2

Chart A - Clamp Parts Table

5" Round Axle 3/4" Seat Height 3/4" U-Bolts

Style	Top Plate	Axle Seat	Bottom Plate
Conventional	REYT5488	REY0875701	n/a
Conventional	REYT5488	REY0973001	n/a
Inverted	REY1176001	REY0973001	REYT5514
Inv. No Hop	REY1176001	REY1011401	REYT5481
Underslung	n/a	REY1011401	REYT5727

Chart B - Springs

# LEAF	ARCH	CAPACITY	LENGTH	PART NUMBER		
1	Med	11,000	36-1/2	REYT7297		
			41-3/4	REY2001601		
			42-7/10	REYT5555		
3	High	12,500	42	REY1563601		
		11,000	42-1/8	REYT7321		
7	Med	11,000	42	REY837601		
			12,500	42	REY2151101	
7	Med	9,000	42-1/4	REYT3086		
			42-1/2	REY1260901		
			High	9,000	42-1/2	REYT5547
8	Low	11,000	42-1/2	REYT5592		
			Med	11,000	42-1/4	REYT3564
			High	11,000	42-1/2	REYT5597
9	Med	9,000	55	REY1890601		
		13,000	41-3/4	REYT7452		
10	Med	14,250	41-3/4	REY18308-01		













Chart C - U-bolts

Length	U-Bolt	not shown
		11-1/2
12-1/2	REY24213-125	REY2401801 Wear Pad, Rear Hange
13	REY24213-130	
13-1/2	REY24213-135	
14	REY24213-140	
14-1/2	REY24213-145	
15	REY24213-150	
16	REY24213-160	
17-1/2	REY24213-175	

 01
02
03
04
05
06
07
08
09
10
11
12
13
14
15
16
17
18
19
20
21
22
23
24
25
26
|




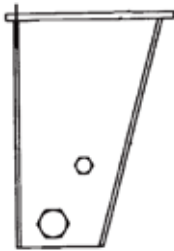

Hangers, Reyco

- 01
- 02
- 03
- 04
- 05
- 06
- 07
- 08
- 09
- 10
- 11
- 12
- 13
- 14
- 15
- 16
- 17
- 18
- 19
- 20
- 21
- 22
- 23
- 24
- 25
- 26
- |






<p>88 Straddle Mount, Front</p>  <p>REY0046-20 w/ REY0045-00</p>	<p>88 Straddle Mount, Center</p>  <p>REY0062-20</p>	<p>88 Straddle Mount, Rear</p>  <p>REY0051-20 w/ REY0045-00</p>
<p>88 Under Mount, Front</p>  <p>REY0084-00 w/ REY0045-00</p>	<p>88 Under Mount, Center</p>  <p>REY0088-00</p>	<p>88 Under Mount, Rear</p>  <p>REY0086-00 w/ REY0045-00</p>
<p>88 Flange Mount, Front</p>  <p>REY0400-01 LH REY0400-02 RH w/ REY0045-00</p>	<p>88 Flange Mount, Center</p>  <p>REY0401-00</p>	<p>88 Flange Mount, Rear</p>  <p>REY0402-01 LH REY0402-02 RH w/ REY0045-00</p>
<p>21B Under Mount, Front</p>  <p>REYT5562 RH REYT5563 LH</p>	<p>21B Under Mount, Center</p>  <p>REYT5564</p>	<p>21B Undermount, Rear</p>  <p>REYT5565 LH REYT5566 RH</p>



Hangers, Reyco

<p>21B Flange Mount, Front</p>  <p>REY5424 RH REY5425 LH</p>	<p>21B Flange Mount, Center</p>  <p>REY5426</p>	<p>21B Flange Mount, Rear</p>  <p>REY5428 LH REY5429 RH</p>	<p>01 02 03 04 05 06</p>
<p>91 Mount, Front</p>  <p>REY15095-01</p>			<p>07 08 09 10 11</p>

Torque Arms, Reyco

<p>86/88 Adjustable Torque Arm w/ Bushings</p> 	<p>REY1035-20 19-7/8" for 49" & 54" Axle Centers REY09729-01 Bushing</p>	<p>14 15 16</p>
<p>21B Fixed Torque Arm w/o Bushings</p> 	<p>REY0075-20 19-7/8" for 49" & 54" Axle Centers REY0968601 25" for 44" only REY09729-01 Bushing</p>	<p>17 18 19</p>
<p>21B Adjustable Torque Arm w/o Bushings</p> 	<p>REY15171-01 14-3/4" for 42"-44" Axle Centers REY15172-01 16-1/4" for 42" & 44" Axle Centers REY15173-01 18-7/8" for 49" Axle Center REYT5493 Bushing REYTK16658 Rebush kit, one end</p>	<p>20 21 22</p>
<p>21B Fixed Torque Arm w/o Bushings</p> 	<p>REY15178-01 16-1/4" for 42" & 44" Axle Centers REY15179-01 18-7/8" for 49" Axle Center REYT5493 Bushing</p>	<p>23 24 25</p>
<p>91 Adjustable Torque Arm w/ Bushings</p> 	<p>REY16031-01 15" REY16032-01 20" REY16034-01 25-1/4" REY17001-01 31" REY16095-01 Bushing</p>	<p>26 </p>



Torque Arms, Reyco

01 21B Torque Arm Bushing Assembly



REYTK18997

- (2) REYT2224 Washers
- (1) REYT5492 Bolt
- (2) REYT5493 Bushings
- (1) REYT5495 1" Lock Nut

02

03

04

Equalizers, Reyco

05

06 88 Equalizer Bolt & Nut



07

08

09

10 **REY0001-14** 1"-14 x 6.5"
REY0274-01 Thread: 1"-14
 Hex: 1-7/16" High: 7/8"

11

12 Cast Equalizer



13

14

15

REY12045-01

16

17

18

19

20

21

22

23

24

25

26

1

86/88 Equalizers



REY0650-00 Fabricated
REY0850-00 Cast

21B Equalizer



REY11799-01

21B Equalizer Bushing



REY14682-01













21B Equalizer Bushing Assembly



REYTK18998



Suspension Components, Reyco

<p>88 Torque Arm Bolt</p>  <p>REY0001-08 .75"-14 x 5.25"</p>	<p>88 Equalizer Bolt & Nut</p>  <p>REY0001-14 1"-14 x 6.5" REY0274-01 Thread: 1"-14 Hex: 1-7/16" High: 7/8"</p>	<p>88 Hanger Wear Pad</p>  <p>REY0045-00 Description</p>	<p>01 02 03 04 05 06 07</p>
<p>21B Top Plate</p>  <p>REY08677-01 Inverted U-bolt</p>	<p>21B Bottom Plate</p>  <p>REY09139-01 5" Round</p>	<p>21B Spring Seat</p>  <p>REY09730-01 5" Round</p>	<p>08 09 10 11 12</p>
<p>45 Torque Arm Bolt & Nut</p>  <p>REY10033-01 7/8"-9 x 5 1/2" REY10092-01 Locknut 7/8"</p>	<p>73/83/91 Torque Arm Bushing</p>  <p>REY10051-01</p>	<p>86AR Rigid Track Rod Assembly</p>  <p>REY10910-01</p>	<p>13 14 15 16 17 18</p>
<p>86AR Locknut</p>  <p>REY14345-01 7/8"-14</p>	<p>Spacer Blocks</p>  <p>REYT7555 1/2" REYT7716 1" REYT7654 1-1/2" REYT7655 2"</p>	<p>Spring Roller Assembly</p>  <p>REYTK19011 Description</p>	<p>19 20 21 22 23 24 25 26</p>



Suspension Components, Sirco

- 01
- 02
- 03
- 04
- 05
- 06
- 07
- 08
- 09
- 10
- 11
- 12
- 13
- 14
- 15
- 16
- 17
- 18
- 19
- 20
- 21
- 22
- 23
- 24
- 25
- 26
- |

U-Bolt Washer Heat Treated



Automann	MUBW 184
BWP	M-2138
Dayton	334-150
Euclid	E-2546
Flagg	UBW80
Hutchens	35-00
Meritor	R302546
Reyco	T-7292

SIRSH1016 OD: 1-3/4" ID: 1-5/16" Thickness: 1/8"

Torque Arm Bolt for H-7700/H-9700/CH-7700/CH-9700



Automann	F 100500 GR5
BWP	M-2160
Dayton	334-359
Euclid	E-2891
Flagg	H103
Hutchens	719-02
Meritor	R302891

SIRSH1026 Thread: 1"-14 Length: 5"

U-Bolt Hi-Nut Grade 8



Automann	DN 5
BWP	M-1194
Dayton	DN-78
Euclid	E-3002A
Flagg	DN5
Hutchens	34-00
Meritor	09352-01

SIRSH1039 Thread: 7/8"-14 Cross Flat: 1-1/4" Height: 1-5/32"

Equalizer Bushing



Automann	TRB 5542/UB
BWP	M-3483
Dayton	321-221/U
Euclid	E-7621/E-8666
Flagg	H227/I/UB
Hutchens	16146-01
Meritor	R307621/R308666

SIRSH1049 OD: 3-1/2" ID: 1-1/8" Length: 3-7/8"

Delrin Spring Liner



Automann	M 8286
Binkley	SP0099
BWP	M-2149
Dayton	338-415
Euclid	E-2909
Flagg	H115
Meritor	R302909

SIRSH1023 Length: 8" Width: 2-7/8" Thickness: .043"

Flanged Nut for H-7700/H-9700/CH-7700/CH-9700



Automann	FLN 107
BWP	M-2161
Dayton	334-319
Euclid	E-2892
Flagg	H104
Hutchens	10562-00
Meritor	R302892

SIRSH1027 Thread: 1"-14 Hex 1-7/16" Height: 7/8"

Fabricated Equalizer for H-9700 w/ SIRSH1049 Bushing



Automann	EQ 019
BWP	M-3482
Dayton	338-886
Euclid	E-7532
Flagg	H220/I
Hutchens	16158-01
Meritor	R307532

SIRSH1048

Cast Equalizer



Automann	EQ 028
BWP	M-3482C
Dayton	338-887
Euclid	E-9471
Flagg	H225/I
Hutchens	16290-01
Meritor	R309471

SIRSH1050



Suspension Components, Sirco

<p>Spring Roller Assembly</p>  <p> Automann M 852 Binkley SP0136 BWP M-2148 Dayton 338-1367 Euclid E-2907A Flagg E303 Meritor R302907A </p> <p>(1) SH1011 Nut (1) SH1045 Rebound Bolt (1) SH1046 Spacer Sleeve</p> <p>SIRSH1057</p>	<p>U-Bolt Washer Heat Treated</p>  <p> Automann MUBW 174 Binkley PP0016-67 BWP M-2854 Dayton SUW-34 Euclid E-2545 Flagg UBW75 Meritor R302545 </p> <p>SIRSH1063 OD: 1-15/32" ID: 13/16" Thickness: 1/8"</p>	<p>01 02 03 04 05 06</p>
<p>U-Bolt Hi-Nut Grade 8</p>  <p> Automann DN 4 Binkley PP0011-44 BWP M-1193 Dayton DN-34 Flagg DN4 Meritor R303001 </p> <p>SIRSH1064 Thread: 3/4"-16 Cross Flat: 1-1/16" Height: 1"</p>	<p>Torque Arm Bushing Assembly for Model 21B</p>  <p> Automann TRK 6008/UB BWP M-1765 Dayton 334-252 Euclid E-1312A/E-9545 Flagg R003 Meritor R301312A/R309545 Reyco TK-18997 </p> <p>(1) SH1008 Bushing (1) SH1009 Bolt (1) SH1010 Washer (1) SH1011 Nut</p> <p>SIRSR1007</p>	<p>07 08 09 10 11 12</p>
<p>Equalizer Bolt</p>  <p> Automann F100612 GR5 BWP M-1694 Dayton 334-317 Euclid E-4830 Flagg TP109 Meritor R304830 Transpro 0001-14 </p> <p>SIRST1004 Length: 6-7/16" Thread: 1"-14</p>	<p>Torque Arm Bolt</p>  <p> Automann C780512GR5 BWP M-1698 Dayton 334-1026 Euclid E-4833 Flagg TP112 Meritor R304833 Transpro 0001-08 </p> <p>SIRST1007 Thread: 7/8"-14 Lenth: 5-1/4"</p>	<p>13 14 15 16 17 18</p>
<p>Lock Nut</p>  <p> BWP M-1699 Dayton 334-373 Euclid E-9607 Flagg LN106 Meritor R309607 Transpro 0002-12 </p> <p>SIRST1008 Thread: 7/8"-14 Hex: 1-5/16" Height: 3/4"</p>	<p>Wear Pad for Heavyweight and Super Heavy Duty Model 88</p>  <p> BWP M-1648 Dayton 338-376 Euclid E-4828 Flagg TP102 Meritor R304828 Transpro 0045-00 </p> <p>SIRST1019</p>	<p>19 20 21 22 23 24</p>
		<p>25 26 </p>